



**AMERICAN
FUNDS®**

From Capital Group

Retirement Plan
Enrollment Book

Prepared for:
Lansing Christian School 401K Plan

*Sept 15th
1st w/h*

**Dream Big.
Save Smart.
Start Today.**



Prepare for the Retirement You Desire



When planning for retirement, start by asking yourself what you'll be doing in 10, 20 or 30 years. Will you:

- Have the freedom to follow your dreams?
- Live on a budget and pursue your interests?
- Continue to work because you choose to or have to?



Regardless of what you choose to do, your retirement plan can help you get closer to achieving those goals.



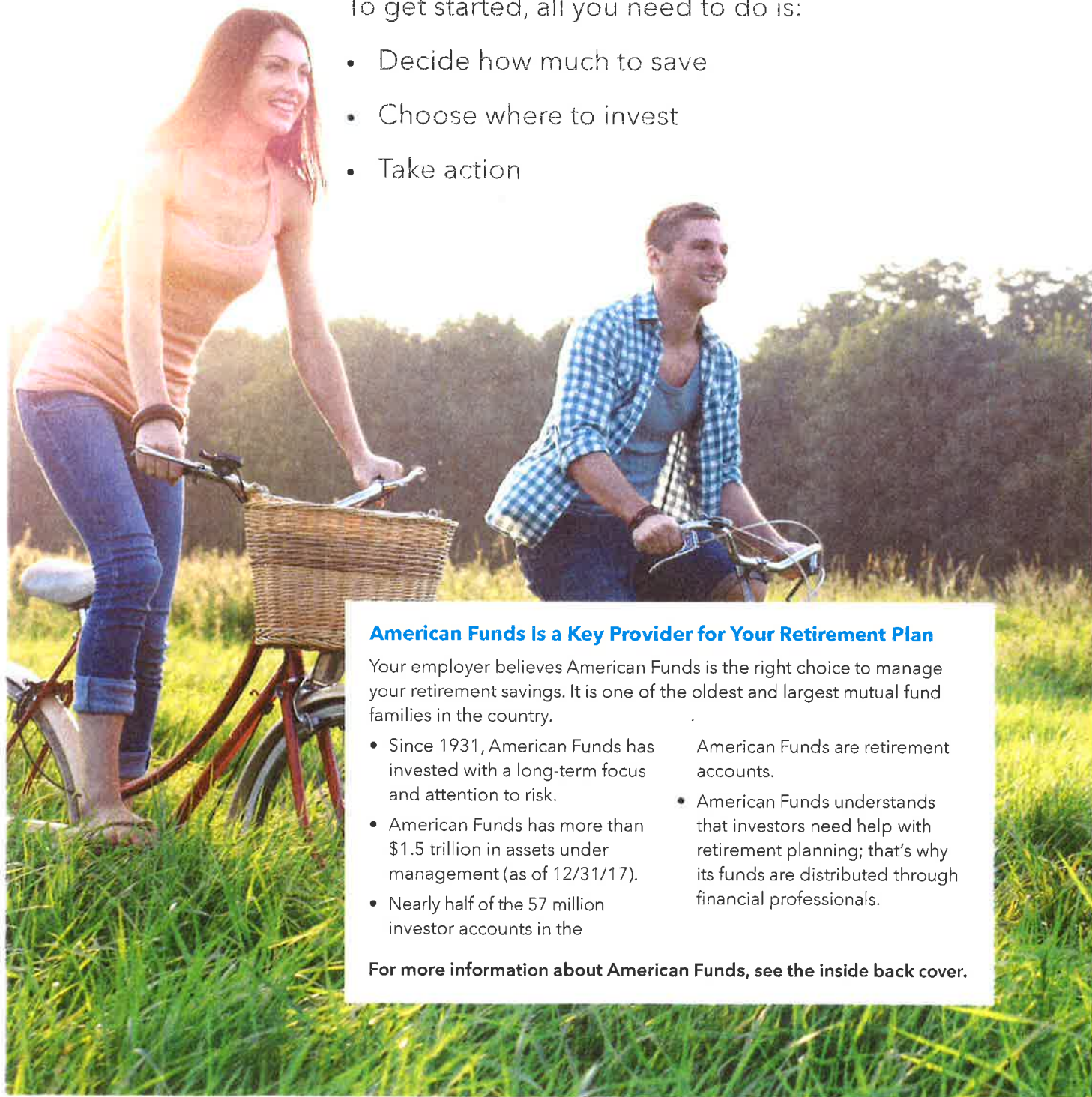
Investments are not FDIC-insured, nor are they deposits of or guaranteed by a bank or any other entity, so they may lose value.

Your Retirement Plan Makes It Simple

Your employer's retirement plan makes it convenient to save for the future. It is designed to help you get closer to wherever you want to be in retirement.

To get started, all you need to do is:

- Decide how much to save
- Choose where to invest
- Take action



American Funds Is a Key Provider for Your Retirement Plan

Your employer believes American Funds is the right choice to manage your retirement savings. It is one of the oldest and largest mutual fund families in the country.

- Since 1931, American Funds has invested with a long-term focus and attention to risk.
- American Funds has more than \$1.5 trillion in assets under management (as of 12/31/17).
- Nearly half of the 57 million investor accounts in the American Funds are retirement accounts.
- American Funds understands that investors need help with retirement planning; that's why its funds are distributed through financial professionals.

For more information about American Funds, see the inside back cover.

Take Advantage of Your Plan's Benefits

Your retirement plan is one of the most important benefits your employer offers you. Discover the potential advantages of contributing to your plan:



Convenience

Simply decide how much you'd like to contribute and the money is automatically taken out of your paycheck – before you have a chance to spend it. For example, the \$1.50 you might pay for a cup of coffee every day could add up to more than \$65,000 over 30 years if you save in the plan.*

* Assuming the \$1.50 a day earned an 8% annual return for 30 years.



Growth Potential Over the Long Term

The longer you stay invested in the plan, the greater likelihood you'll have of reaching your retirement goals. That's because you have the potential to make money on what you've invested and on any account earnings.



Pretax Contributions

If you contribute \$100 from every paycheck, it may cost you only \$75 in actual take-home pay because the money is deducted directly from your paycheck before you pay any taxes.†

† Assuming that you pay 25% in taxes.



Check Out Your Plan's Website

For a closer look at your plan's benefits and how they can help you reach your retirement goals, visit americanfunds.com/retire.



Sarah is ready to give it a try.

"I put off saving for too long. Now that I've begun to pay off some debts, I'm finally going to start saving. For me, saving something – even a small amount – is better than doing nothing. My goal is to increase my savings each year for as long as I work."

A Little Can Go a Long Way

Decide how much to save and consider changing your contributions in small increments each year. This chart shows how various contribution levels can result in larger withdrawals during retirement.

If You Contribute	Percentage of Salary		
	15%	10%	6%
Contributions Every Two Weeks	\$ 231	\$ 154	\$ 92
Contribution Amount by Year-End	6,000	4,000	2,400
Monthly Retirement Withdrawals In 10 Years	307	204	123
In 20 Years	988	659	395
In 30 Years	2,503	1,669	1,001

The example above assumes an annual salary of \$40,000. Values are for illustrative purposes only and do not reflect the results of any particular investment, which will fluctuate with market conditions, or taxes that may be owed on tax-deferred contributions, including the 10% penalty for withdrawals taken before age 59½. An 8% average annual return rate, compounded every two weeks, is assumed. Monthly retirement withdrawal reflects an annual withdrawal rate of 4% of the account balance divided by 12. The estimate does not take into account certain factors, including changes to the employee contributions, required minimum distributions, holding periods and post-retirement taxes. These are point-in-time views and as such do not take into account any growth or loss during retirement. Without investment growth/loss during retirement, a 4% annual withdrawal rate would deplete the retirement savings in 25 years. Estimated withdrawal calculations are not intended to reflect actual results; your results may vary. Regular investing does not ensure a profit or protect against loss. Please consult your financial professional for any questions you may have about your situation.

Start Where You Can

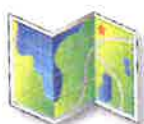
Begin by setting a short-term goal you can achieve – for example, \$100 per pay period or maybe \$250 a month. Your specific goal will depend on your budget and should be an amount you know you can stick to. When setting your goal, keep in mind that saving \$300 a month may only mean a reduction in take-home pay of \$225 if you're in the 25% tax bracket. Once you reach your goal, challenge yourself to save more. Starting to save – rather than waiting – is the key.

Need Help?

Call Wayne VanDerKolk at (517) 455-7331 or send an email to wayne@vossins.com if you need some guidance.

Decide How Much to Save

When thinking about how much you should save, consider your own unique situation. Determine how much you can afford to invest in the plan, and consider changing your contributions in small increments each year.



American Funds
Retirement Roadmap®

Use the Retirement Roadmap® on americanfunds.com/retire to create more personalized estimates of what you may need in retirement.

Help Is a Call or Click Away

Call your plan's financial professional Wayne VanDerKolk at (517) 455-7331 or send an email to wayne@vossins.com for help in finding the investment types that are a good match for your own investing style and goals.

The more money you've accumulated, the better prepared you'll be to:

Fight Inflation

\$7.67

The projected cost of a gallon of milk in 30 years. Although the average cost today is \$3.16, this example shows how your savings may buy less in the future.

Source: Bureau of Labor Statistics.
Assuming a 3% inflation rate for 30 years.

Supplement Social Security

40%

Social Security replaces about 40% of an average worker's income in retirement. Providing the rest is up to you.

Source: Social Security Administration.

Help Pay for Health Care

\$273,000

It's estimated that a 65-year-old couple, both with median prescription drug expenses, would need \$273,000 in savings to have a 90% chance of having enough money for health care expenses in retirement.

Source: Employee Benefit Research Institute (EBRI).

Save the Amount That Makes the Most Sense for You

You don't have to take an all-or-nothing approach when it comes to saving. These three scenarios may give you an idea of how to get started.



I contribute the maximum to the plan.

"I feel lucky to be able to set aside a lot of money for retirement. In fact, I'm 'maxing out.' And because I'm over 50, I get to contribute additional money."



I started small and increased my savings each year.

"At first, I couldn't afford to immediately start making contributions to my retirement plan. I started paying off credit card debt and student loans first. Then later, I began participating in the plan and gradually increased my contributions. When I've gotten a raise, I've added some of it to my contributions. And over time, it's made a big difference in my account value."



I now save 8% of my pay.

"While contributing the maximum isn't an option now, I'm contributing 8% of my pay because that fits my budget. I started with 5%. I'm slowly working my way to 10% a year. I've been able to increase the amount I contribute to the plan by 1% of my pay. I barely notice the dent in my paycheck."

Choose Your Investments

Option A: Choose a Target Date Fund



Option A: Choose a Target Date Fund

Benefits:

- A simplified approach to investing.
- Invest in a portfolio that's specifically designed with your retirement date in mind.
- Don't have to make decisions on how different investments work together.

Option B: Build Your Own Portfolio


(To learn more about this option, see the sample investment models in this brochure.)

What Is a Target Date Fund?

It's a group of mutual funds combined into one fund that serves as a single diversified retirement investment. Because each fund in the American Funds Target Date Retirement Series® is designed to serve as a complete portfolio, you only need to choose *one* based on when you expect to retire.

What You Should Know About the Target Date Series

- The series offers a number of target date fund portfolios in five-year increments for retirement dates through 2060.
- Each fund is composed of a diverse mix of the American Funds and is subject to their risks and returns.
- American Funds investment professionals manage each target date fund portfolio, moving it from a more growth-oriented focus to a more income-oriented focus as the target date approaches.
- Investment professionals continue to manage each fund for 30 years after its target date is reached.
- The target date is the year in which an investor is assumed to retire and begin taking withdrawals.
- Although the target date funds are managed for investors on a projected retirement date time frame, the funds' allocation approach does not guarantee that investors' retirement goals will be met. In addition, contributions to the fund may not be adequate to reach your retirement goals.



John is all set with a ready-made portfolio.

"A target date fund is a great option for me. I don't feel qualified to build my own portfolio using different funds. I like the idea that investment professionals are managing the fund based on a retirement date. That gives me time to focus on other things."

Choose the Target Date Fund That's Right for You

Find the year that you were born and the year that you expect to retire and may begin taking withdrawals and match them with one of the American Funds target date retirement funds below. Of course, you should consider your risk tolerance as well as any assets and investments outside your plan as you make your investment decision.

If You Were Born in	And You Plan to Retire (or have retired) in	Then Consider Choosing This Fund
1993 and later	2058 and later	2060
1988 to 1992	2053-2057	2055
1983 to 1987	2048-2052	2050
1978 to 1982	2043-2047	2045
1973 to 1977	2038-2042	2040
1968 to 1972	2033-2037	2035
1963 to 1967	2028-2032	2030
1958 to 1962	2023-2027	2025
1953 to 1957	2018-2022	2020
1948 to 1952	2013-2017	2015
1947 and earlier	2012 and earlier	2010

Each target date fund is designed to act as a single diversified retirement portfolio, so you only need to select one.

Don't Leave Your Selection to Chance

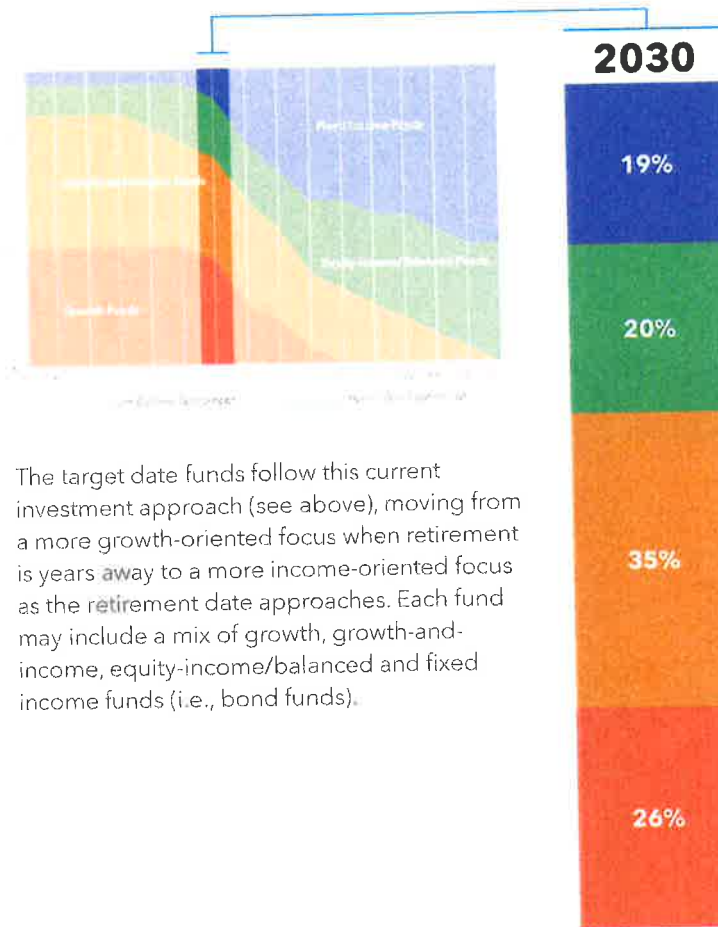
Check in with your plan's financial professional to see if a target date fund might work for you.

If you're already investing or within 10 years of retiring, this may be the right time to review your overall approach to see if it still makes sense. Call Wayne VanDerKolk at **(517) 455-7331** or send an email to wayne@vossins.com.

Option A: Choose a Target Date Fund

For a better understanding of how a target date fund can serve as a complete diversified portfolio, take a look inside American Funds 2030 Target Date Retirement Fund.[®]

Inside American Funds 2030 Fund



The target date funds follow this current investment approach (see above), moving from a more growth-oriented focus when retirement is years away to a more income-oriented focus as the retirement date approaches. Each fund may include a mix of growth, growth-and-income, equity-income/balanced and fixed income funds (i.e., bond funds).

Bond Funds

U.S. Government Securities Fund[®]	7.4%
American Funds Inflation Linked Bond Fund [®]	3.2
American Funds Mortgage Fund [®]	3.0
Capital World Bond Fund [®]	3.0
Intermediate Bond Fund of America [®]	2.4

Equity-Income/Balanced Funds

American Balanced Fund [®]	6.0
American Funds Global Balanced Fund SM	6.0
Capital Income Builder[®]	4.0
The Income Fund of America [®]	4.0

Growth-and-Income Funds

Washington Mutual Investors Fund SM	8.0
The Investment Company of America [®]	7.0
American Mutual Fund [®]	6.0
Fundamental Investors[®]	6.0
Capital World Growth and Income Fund [®]	5.0
International Growth and Income Fund SM	3.0

Growth Funds

New Perspective Fund[®]	5.8
The Growth Fund of America [®]	4.8
AMCAP Fund [®]	4.7
SMALLCAP World Fund [®]	4.2
EuroPacific Growth Fund [®]	3.3
New World Fund [®]	1.8
The New Economy Fund [®]	1.4


As of December 31, 2017.

This fund is designed for investors who plan to retire in, or close to, the year 2030 and begin withdrawing their money. Although the target date fund is managed for investors on a projected retirement date time frame, the fund's allocation approach does not guarantee that investors' retirement goals will be met.



The target allocations shown in the glide path are effective as of January 1, 2018, and are subject to the Portfolio Oversight Committee's discretion. The funds' investment adviser anticipates that the funds will invest their assets within a range that deviates no more than 10% above or below these allocations. Underlying funds may be added or removed during the year. For quarterly updates of fund allocations, visit americanfundsretirement.com.

Some of the Underlying Funds

U.S. Government Securities Fund

- Seeks to provide a high level of current income consistent with preservation of capital by investing in US Treasury bonds and mortgage-backed securities issued by federal agencies.
- Invests primarily in securities backed by the full faith and credit of the US government.
- Focuses on US 


Capital Income Builder

- Seeks (1) to provide a level of current income that exceeds the average yield on US stocks generally and (2) to provide a growing stream of income over the years.
- Also seeks to provide growth of capital through a diversified portfolio of stocks, bonds and cash.
- Invests in US  Up to 50% outside US 

Fundamental Investors

- Seeks long-term growth of capital and income by investing in companies with undervalued, overlooked and out-of-favor stocks.
- Invests in undervalued stocks from companies with strong balance sheets, high-quality products and leading market shares.
- Invests in US  Up to 35% outside US 

New Perspective Fund

- Seeks to provide long-term growth through investing in stocks of growth companies in the US and abroad.
- Invests chiefly in multinational or global companies and focuses on opportunities generated by changes in global trade patterns and economic and political relationships.
- Global focus 

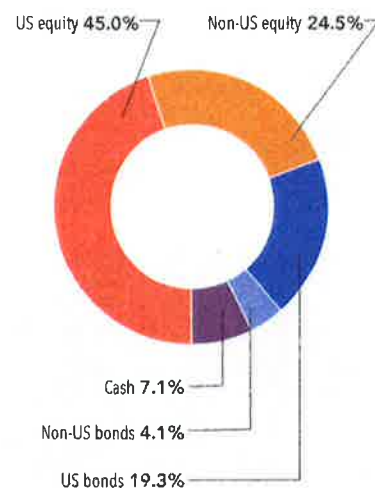
22

The 2030 Fund is made up of 22 underlying American Funds.

30

The Portfolio Oversight Committee members, on average, have 30 years of investment experience.

Asset Mix of the 2030 Fund



Totals may not reconcile due to rounding. Data as of December 31, 2017.

Each target date fund is composed of a mix of the American Funds and is subject to the risks and returns of the underlying funds. Investing outside the United States involves risks such as currency fluctuations, periods of illiquidity and price volatility as more fully described in the funds' prospectuses. These risks may be heightened in connection with investments in developing countries. Small-company stocks entail additional risks, and they can fluctuate in price more than larger company stocks.

Lower rated bonds are subject to greater fluctuations in value and risk of loss of income and principal than are higher rated bonds. The return of principal for bond funds and for funds with underlying bond holdings is not guaranteed. Fund shares are subject to the same interest rate, inflation and credit risks associated with the underlying bond holdings. While not directly correlated to changes in interest rates, the values of inflation-linked bonds generally fluctuate in response to changes in real interest rates and may experience greater losses than other debt securities with similar durations. Investments in mortgage-related securities involve additional risks, such as prepayment risk, as more fully described in the prospectus. Shares of U.S. Government Securities Fund are not guaranteed by the US government.

Choose Your Investments

Option B: Build Your Own Portfolio



Option B: Build Your Own Portfolio

Benefits:

- Choose your own investments.
- Use a sample model as a guide for selecting your funds.
- Tailor an investment portfolio with your specific financial goals in mind.

Option A: Choose a Target Date Fund

(To learn more about this option, see the target date fund information in this brochure.)

What Does Building Your Own Portfolio Mean?

It's a hands-on approach to selecting your investments. The investments you choose will depend on a number of factors, including when you expect to withdraw the money, your risk tolerance, and your financial goals and circumstances. The key lies in creating a portfolio with a mix of investments that have diverse objectives you can stick with through all kinds of market conditions.

What You Should Know About the Investments

The investments in your plan have different objectives with varying degrees of risk-and-return potential. For example, growth investments have the highest long-term return potential but also have the highest degree of risk. Cash equivalents aim to preserve what you've saved but may not provide the growth needed to meet your retirement goals. Other types, such as bonds, fall in between and have varying degrees of risk and return. For example, the value of bond investments may fall as interest rates rise.

To learn about the different investment types, visit your plan's website. There you can also access fund overviews and data (including "Investment Details" pages and prospectuses) that can help you select your investments.

Help Is Just a Call Away

Call your plan's financial professional Wayne VanDerKolk at (517) 455-7331 or send an email to wayne@vossins.com for help in finding the investment types that are a good match for your own investing style and goals.

Get Started With Sample Models

Many people who build their own portfolios use models as a starting point. Whether you use one of the sample models below or create your own, you'll need to choose specific investments. When selecting your investments, you should also take into account your risk tolerance as

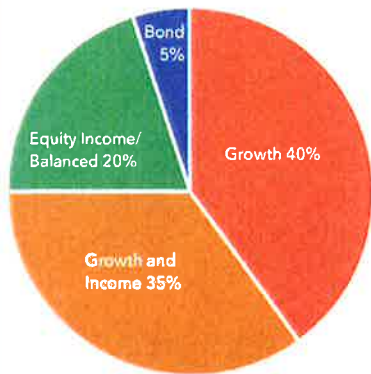
well as your other assets and any investments outside your plan, such as your home equity, IRAs and savings accounts.



Jeff: Model A

20 years or more until retirement


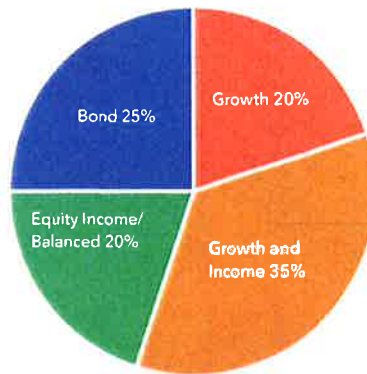
"With more than 30 years to retirement, I chose investments that have the potential for higher returns. I know I may suffer short-term drops in my account, but that's okay. Time is on my side, and I'm sticking to my goals."



Julianna: Model B

5 to 20 years until retirement

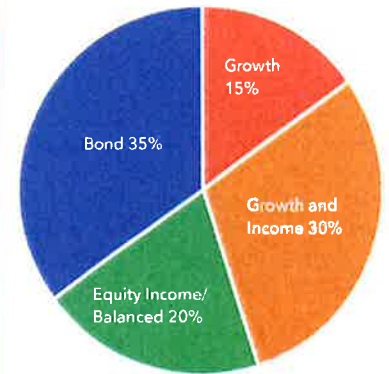
"I'm about 10 years from retirement. I realize I need to have a balance between growth investments and those that seek income. Getting the right combination is important."



Fred: Model C

5 years or less until retirement

"I'm retiring in two years. I've seen it all in the years I've been investing -- good results and bad. I can't afford dramatic swings in my account, so now my portfolio is more income-oriented."



◀ higher volatility
higher returns

▶ lower volatility
lower returns

If the sample model for your time horizon doesn't align with your goals, consider adjusting the percentages. You can also create your own mix with the help of your plan's financial professional.

These models, developed by investment professionals at American Funds, emphasize an investor's time horizon and take into account the historic returns of the different investment types (growth, growth-and-income, equity-income/balanced and bond investments). Specifically, the models seek to balance total return and stability over time. When evaluating particular asset allocation models for your individual situation, you should consider your risk tolerance, as well as other assets, income and investments (e.g., home equity, Social Security benefits, individual retirement accounts (IRAs), savings accounts, and interests in other qualified and nonqualified plans) in addition to any investments in the plan.

Investment-Related Information

Figures shown are past results and are not predictive of future results. Current and future results may be lower or higher than those shown here. Prices and results will vary, so you may lose money. Investing for short periods makes losses more likely. Investments are not FDIC-insured, nor are they deposits of or guaranteed by a bank or any other entity, so they may lose value.

Results are for the American Funds Class R-3 shares at net asset value. Class R shares do not require an up-front or deferred sales charge. For current information and month-end results for the American Funds and any other investments in your plan, please visit americanfunds.com/retire or ask your employer.

One way to assess an investment's results is to compare its results with those of a comparable benchmark or index. The benchmarks and their returns are shown in the table. Check your investment's annual and semi-annual reports to shareholders for more information.

You should carefully consider fees and expenses when making investment decisions. The cumulative effect of fees and expenses can substantially reduce the growth of your retirement account over time. For an example of the long-term effect of fees and expenses, visit the Employee Benefits Security Administration (EBSA) website at www.dol.gov/sites/default/files/ebsa/about-ebsa/our-activities/resource-center/publications/a-look-at-401k-plan-fees.pdf. However, fees and expenses are only one of many factors to consider when you evaluate your plan investment options.

Generally, there are two types of fees and expenses associated with saving and investing through a retirement plan: (1) recordkeeping and administrative fees and (2) investment expenses. The expenses related to each investment in your plan are known as the expense ratios. Expense ratios tend to vary with the investment category; for example, a money market investment will generally have a lower expense ratio than a global equity investment, which has higher costs.

The gross expense ratio reflects the investment's total annual operating expenses. It does not include any fee waivers or expense reimbursements. The net expense ratio reflects any applicable fee waivers or expense reimbursements. This is the actual expense ratio that you paid. Expense ratios are as of each investment's prospectus available at the time of publication.

Prospectuses, SAs and annual reports, if applicable, are available free of charge by calling (877) 833-9322 or on the web at americanfunds.com/retire.

Portfolio turnover information is included in your investments' summary prospectuses.

For additional details, go to americanfunds.com/retire and click on the link under "Monthly Investment Results". If you have an established log-in, you can also access investment information by logging in and clicking on the "Investment Options" tab.

The investment options in your plan

Investment-Related Information

Investment Options for Class R-3 Shares as of 03/31/19

Investment Name Benchmark Investment Manager	Asset Class	Inception Date	Average Annual Total Returns (%)				Expense Ratios (%)		Gross Expenses per \$1,000
			Lifetime	10 Years	5 Years	1 Year	Gross	Net	
Growth Investments									
American Funds EuroPacific Growth	Growth	04/16/84	10.08	9.25	3.60	-5.26	1.13	1.13	\$11.30
MSCI All Country World Index (ACWI) ex USA			8.51	8.85	2.57	-4.22			
American Funds. Shareholder Type Fees - None.									
Investment footnote(s): ^{1,2,3,4,5,6,7,8,9,10}									
American Funds Growth Fund of America	Growth	12/01/73	13.13	15.08	11.15	6.96	0.98	0.98	\$9.80
Standard & Poor's 500 Composite Index			10.98	15.92	10.91	9.50			
American Funds. Shareholder Type Fees - None.									
Investment footnote(s): ^{3,4,5,6,7,8,9,10}									
American Funds Growth Portfolio	Growth	05/18/12	12.25	N/A	8.12	3.92	1.04	1.04	\$10.40
Standard & Poor's 500 Composite Index			14.45	15.92	10.91	9.50			
American Funds. Shareholder Type Fees - None.									
Investment footnote(s): ^{2,3,4,5,6,7,8,9,10,11,12,13,14}									
American Funds New Economy Fund	Growth	12/01/83	10.96	16.30	9.76	3.99	1.10	1.10	\$11.00
Standard & Poor's 500 Composite Index			10.99	15.92	10.91	9.50			
American Funds. Shareholder Type Fees - None.									
Investment footnote(s): ^{2,3,4,5,6,7,8,9,10,12,13,15,16}									
American Funds New Perspective Fund	Growth	03/13/73	11.72	13.34	8.46	4.65	1.10	1.10	\$11.00
MSCI All Country World Index (ACWI)			8.59	11.98	6.45	2.60			
American Funds. Shareholder Type Fees - None.									
Investment footnote(s): ^{3,4,5,6,7,8,9,10,17}									
American Funds New World Fund	Growth	06/17/99	7.48	9.67	4.07	-1.76	1.29	1.29	\$12.90
MSCI All Country World Index (ACWI)			4.71	11.98	6.45	2.60			
American Funds. Shareholder Type Fees - None.									
Investment footnote(s): ^{2,3,4,5,6,7,8,9,10,12,18,19,20}									
American Funds SMALLCAP World Fund	Growth	04/30/90	9.23	14.61	7.30	2.60	1.35	1.35	\$13.50
MSCI All Country World Small Cap Index			8.02	14.29	5.54	-2.72			
American Funds. Shareholder Type Fees - None.									
Investment footnote(s): ^{2,3,4,5,6,7,8,9,10,12,21}									
Growth-and-Income Investments									
American Funds American Mutual Fund	Growth-and-income	02/21/50	11.08	13.36	8.60	8.70	0.95	0.95	\$9.50
Standard & Poor's 500 Composite Index			11.28	15.92	10.91	9.50			
American Funds. Shareholder Type Fees - None.									
Investment footnote(s): ^{4,5,6,7,8,9,10,13,18}									
American Funds Cap World Growth & Income	Growth-and-income	03/26/93	9.89	11.17	5.65	-0.03	1.09	1.09	\$10.90
MSCI All Country World Index (ACWI)			7.30	11.98	6.45	2.60			
American Funds. Shareholder Type Fees - None.									
Investment footnote(s): ^{2,3,4,5,6,7,8,9,10,13}									

The investment options in your plan

Investment-Related Information

Investment Options for Class R-3 Shares as of 03/31/19

Investment Name Benchmark Investment Manager	Asset Class	Inception Date	Average Annual Total Returns (%)				Expense Ratios (%)		Gross Expenses per \$1,000
			Lifetime	10 Years	5 Years	1 Year	Gross	Net	
Growth-and-Income Investments									
American Funds Fundamental Investors	Growth-and-income	08/01/78	11.92	14.58	9.87	4.74	0.95	0.95	\$9.50
Standard & Poor's 500 Composite Index			11.61	15.92	10.91	9.50			
American Funds. Shareholder Type Fees - None. Investment footnote(s): 3,4,5,6,7,8,9,10,13									
American Funds Investment Co of America	Growth-and-income	01/01/34	11.58	13.42	8.66	5.12	0.94	0.94	\$9.40
Standard & Poor's 500 Composite Index			10.86	15.92	10.91	9.50			
American Funds. Shareholder Type Fees - None. Investment footnote(s): 3,4,5,6,7,8,9,10,13									
American Funds Washington Mut Inv Fund	Growth-and-income	07/31/52	11.38	14.47	9.33	8.22	0.94	0.94	\$9.40
Standard & Poor's 500 Composite Index			10.78	15.92	10.91	9.50			
American Funds. Shareholder Type Fees - None. Investment footnote(s): 4,5,6,7,8,9,10,13									
Equity-Income Investments									
American Funds Conservative Growth and Income Portfolio	Equity-income	05/18/12	6.73	N/A	4.84	4.92	0.95	0.95	\$9.50
Standard & Poor's 500 Composite Index			14.45	15.92	10.91	9.50			
American Funds. Shareholder Type Fees - None. Investment footnote(s): 3,4,5,6,7,8,9,10,11,13,14,18,19,20,22,23,24,25,26									
American Funds Income Fund of America	Equity-income	12/01/73	10.36	10.83	5.55	3.98	0.93	0.93	\$9.30
Standard & Poor's 500 Composite Index			10.98	15.92	10.91	9.50			
American Funds. Shareholder Type Fees - None. Investment footnote(s): 3,4,5,6,8,9,10,13,18,19									
Balanced Investments									
American Funds American Balanced	Balanced	07/26/75	10.16	11.58	7.13	5.91	0.93	0.93	\$9.30
Standard & Poor's 500 Composite Index			11.43	15.92	10.91	9.50			
American Funds. Shareholder Type Fees - None. Investment footnote(s): 3,5,6,7,8,9,10,13,18,20,25,26									
American Funds Moderate Growth and Income Portfolio	Balanced	05/18/12	8.60	N/A	5.90	3.73	1.04	1.04	\$10.40
Standard & Poor's 500 Composite Index			14.45	15.92	10.91	9.50			
American Funds. Shareholder Type Fees - None. Investment footnote(s): 2,3,4,5,6,7,8,9,10,11,13,14,18,19,20,22,23,24,25,26									

Investment-Related Information

Investment Options for Class R-3 Shares as of 03/31/19

Investment Name Benchmark Investment Manager	Asset Class	Inception Date	Average Annual Total Returns (%)				Expense Ratios (%)		Gross Expenses per \$1,000
			Lifetime	10 Years	5 Years	1 Year	Gross	Net	
Bond Investments									
American Funds Bond Fund of America	Bond	05/28/74	7.01	4.32	2.15	3.96	0.91	0.91	\$9.10
Bloomberg Barclays U.S. Aggregate Index			7.39	3.77	2.74	4.48			
American Funds. Shareholder Type Fees - None. Investment footnote(s): 3,5,6,8,9,10,18,20,22,23,24,25,26,27									
American Funds Corporate Bond Fund	Bond	12/14/12	2.94	N/A	3.55	4.54	1.36	1.24	\$13.60
Bloomberg Barclays U.S. Corporate Investment Grade Index			3.18	6.66	3.72	4.94			
American Funds. Shareholder Type Fees - None. Investment footnote(s): 2,3,5,6,8,9,10,18,20,22,26									
American Funds Interm Bd Fd of America	Bond	02/19/88	4.14	1.90	1.02	3.06	0.92	0.92	\$9.20
Bloomberg Barclays U.S. Government/Credit (1-7 years, ex BBB) Index			5.15	2.29	1.68	3.74			
American Funds. Shareholder Type Fees - None. Investment footnote(s): 3,5,6,8,9,10,18,20,22,23,24,25,26,28									
Target Date Investments									
American Funds Target Date 2010	Target date	02/01/07	4.17	8.52	4.26	3.79	0.99	0.99	\$9.90
S&P Target Date Through 2010 Index			4.82	8.35	4.60	3.84			
American Funds. Shareholder Type Fees - None. Investment footnote(s): 2,3,4,5,6,8,9,10,11,12,13,14,16,19,20,22,24,25,26,29									
American Funds Target Date 2015	Target date	02/01/07	4.44	9.07	4.54	3.95	0.99	0.99	\$9.90
S&P Target Date Through 2015 Index			5.07	9.39	5.15	3.81			
American Funds. Shareholder Type Fees - None. Investment footnote(s): 2,3,4,5,6,8,9,10,11,12,13,14,16,19,20,22,24,25,26,29									
American Funds Target Date 2020	Target date	02/01/07	4.72	9.93	5.01	3.93	0.99	0.99	\$9.90
S&P Target Date Through 2020 Index			5.19	10.30	5.60	3.74			
American Funds. Shareholder Type Fees - None. Investment footnote(s): 2,3,4,5,6,8,9,10,11,12,13,14,16,19,20,22,24,25,26,29									
American Funds Target Date 2025	Target date	02/01/07	5.32	11.08	5.56	3.69	1.01	1.01	\$10.10
S&P Target Date Through 2025 Index			5.48	11.08	6.07	3.74			
American Funds. Shareholder Type Fees - None. Investment footnote(s): 2,3,4,5,6,8,9,10,11,12,13,14,16,19,20,22,24,25,26,29									
American Funds Target Date 2030	Target date	02/01/07	5.88	11.89	6.42	3.83	1.03	1.03	\$10.30
S&P Target Date Through 2030 Index			5.71	11.71	6.48	3.69			
American Funds. Shareholder Type Fees - None. Investment footnote(s): 2,3,4,5,6,8,9,10,11,12,13,14,16,19,20,22,24,25,26,29									

The investment options in your plan
Investment-Related Information

Investment Options for Class R-3 Shares as of 03/31/19

Investment Name Benchmark Investment Manager	Asset Class	Inception Date	Average Annual Total Returns (%)				Expense Ratios (%)		Gross Expenses per \$1,000
			Lifetime	10 Years	5 Years	1 Year	Gross	Net	
Target Date Investments									
American Funds Target Date 2035	Target date	02/01/07	6.15	12.28	7.07	3.96	1.04	1.04	\$10.40
S&P Target Date Through 2035 Index			5.83	12.16	6.81	3.63			
American Funds. Shareholder Type Fees - None.									
Investment footnote(s): ^{2,3,4,5,6,8,9,10,11,12,13,14,18,19,20,22,24,25,26,29}									
American Funds Target Date 2040	Target date	02/01/07	6.27	12.46	7.28	3.97	1.05	1.05	\$10.50
S&P Target Date Through 2040 Index			5.93	12.50	7.03	3.55			
American Funds. Shareholder Type Fees - None.									
Investment footnote(s): ^{2,3,4,5,6,8,9,10,11,12,13,14,18,19,20,22,24,25,26,29}									
American Funds Target Date 2045	Target date	02/01/07	6.33	12.52	7.41	3.96	1.05	1.05	\$10.50
S&P Target Date Through 2045 Index			5.90	12.59	7.13	3.44			
American Funds. Shareholder Type Fees - None.									
Investment footnote(s): ^{2,3,4,5,6,8,9,10,11,12,13,14,18,19,20,22,24,25,26,29}									
American Funds Target Date 2050	Target date	02/01/07	6.35	12.55	7.49	3.95	1.07	1.07	\$10.70
S&P Target Date Through 2050 Index			5.98	12.69	7.20	3.49			
American Funds. Shareholder Type Fees - None.									
Investment footnote(s): ^{2,3,4,5,6,8,9,10,11,12,13,14,18,19,20,22,24,25,26,30}									
American Funds Target Date 2055	Target date	02/01/10	9.88	N/A	7.47	3.98	1.07	1.07	\$10.70
S&P Target Date Through 2055 Index			9.99	N/A	7.17	3.39			
American Funds. Shareholder Type Fees - None.									
Investment footnote(s): ^{2,3,4,5,6,8,9,10,11,12,13,14,18,19,20,22,24,25,26}									
American Funds Target Date 2060	Target date	03/27/15	7.54	N/A	N/A	3.94	1.09	1.09	\$10.90
S&P Target Date Through 2060+ Index			7.11	N/A	7.21	3.50			
American Funds. Shareholder Type Fees - None.									
Investment footnote(s): ^{2,3,4,5,6,8,9,10,11,12,13,14,18,19,20,22,24,25,26}									

Investment-Related Disclosure

Investment-Related Disclosure

- ¹ From April 16, 1984, through December 31, 1987, the MSCI EAFE (Europe, Australasia, Far East) Index was used because the MSCI ACWI (All Country World Index) ex USA did not yet exist. Since January 1, 1988, the MSCI ACWI ex USA has been used. The MSCI EAFE Index reflects dividends net of withholding taxes. The MSCI ACWI ex USA reflects dividends gross of withholding taxes through December 31, 2000, and dividends net of withholding taxes thereafter.
- ² Investments in emerging- and frontier-markets securities may be subject to greater market, credit, currency, liquidity, legal, political, and other risks compared with assets invested in developed foreign countries.
- ³ Investments in foreign securities may be subject to increased volatility as the value of these securities can change more rapidly and extremely than can the value of U.S. securities. Foreign securities are subject to increased issuer risk because foreign issuers may not experience the same degree of regulation as U.S. issuers do and are held to different reporting, accounting, and auditing standards. In addition, foreign securities are subject to increased costs because there are generally higher commission rates on transactions, transfer taxes, higher custodial costs, and the potential for foreign tax charges on dividend and interest payments. Many foreign markets are relatively small, and securities issued in less-developed countries face the risks of nationalization, expropriation or confiscatory taxation, and adverse changes in investment or exchange control regulations, including suspension of the ability to transfer currency from a country. Economic, political, social, or diplomatic developments can also negatively impact performance.
- ⁴ The investment is intended to be held for a substantial period of time, and investors should tolerate fluctuations in their investment's value.
- ⁵ Because the investment's market value may fluctuate up and down, an investor may lose money, including part of the principal, when he or she buys or sells the investment.
- ⁶ The investment is not a deposit or obligation of, or guaranteed or endorsed by, any bank and is not insured by the Federal Deposit Insurance Corporation, the Federal Reserve Board, or any other U.S. governmental agency.
- ⁷ Growth securities may be subject to increased volatility as the value of these securities is highly sensitive to market fluctuations and future earnings expectations. These securities typically trade at higher multiples of current earnings than do other securities and may lose value if it appears their earnings expectations may not be met.
- ⁸ The investment is actively managed and subject to the risk that the advisor's usage of investment techniques and risk analyses to make investment decisions fails to perform as expected, which may cause the portfolio to lose value or underperform investments with similar objectives and strategies or the market in general.
- ⁹ A stake in any individual security is subject to the risk that the issuer of that security performs poorly, resulting in a decline in the security's value. Issuer-related declines may be caused by poor management decisions, competitive pressures, technological breakthroughs, reliance on suppliers, labor problems or shortages, corporate restructurings, fraudulent disclosures, or other factors. Additionally, certain issuers may be more sensitive to adverse issuer, political, regulatory, market, or economic developments.
- ¹⁰ The market value of the portfolio's securities may fall rapidly or unpredictably because of changing economic, political, or market conditions, which may reduce the value of the portfolio.
- ¹¹ Performance is subject to the risk that the advisor's asset allocation and investment strategies do not perform as expected, which may cause the portfolio to underperform its benchmark, other investments with similar objectives, or the market in general. The investment is subject to the risk of loss of income and capital invested, and the advisor does not guarantee its value, performance, or any particular rate of return.
- ¹² Concentrating assets in small-capitalization stocks may subject the portfolio to the risk that those stocks underperform other capitalizations or the market as a whole. Smaller, less-seasoned companies may be subject to increased liquidity risk compared with mid- and large-cap companies and may experience greater price volatility than do those securities because of limited product lines, management experience, market share, or financial resources, among other factors.
- ¹³ The value of equity securities, which include common, preferred, and convertible preferred stocks,

Investment-Related Disclosure

- will fluctuate based on changes in their issuers' financial conditions, as well as overall market and economic conditions, and can decline in the event of deteriorating issuer, market, or economic conditions.
- 14 A portfolio's risks are closely associated with the risks of the securities and other investments held by the underlying or subsidiary funds, and the ability of the portfolio to meet its investment objective likewise depends on the ability of the underlying funds to meet their objectives. Investment in other funds may subject the portfolio to higher costs than owning the underlying securities directly because of their management fees.
 - 15 Investments in securities from a particular country or region may be subject to the risk of adverse social, political, regulatory, or economic events occurring in that country or region. Country- or region-specific risks also include the risk that adverse securities markets or exchange rates may impact the value of securities from those areas.
 - 16 Concentrating assets in a particular industry, sector of the economy, or markets may increase volatility because the investment will be more susceptible to the impact of market, economic, regulatory, and other factors affecting that industry or sector compared with a more broadly diversified asset allocation.
 - 17 From July 30, 1987, through December 31, 1987, the MSCI World Index was used because the MSCI ACWI (All Country World Index) did not exist. MSCI World Index results reflect dividends net of withholding taxes, and MSCI ACWI results reflect dividends gross of withholding taxes through December 31, 2000, and dividends net of withholding taxes thereafter.
 - 18 The value of fixed-income or debt securities may be susceptible to general movements in the bond market and are subject to interest-rate and credit risk.
 - 19 Investments in below-investment-grade debt securities and unrated securities of similar credit quality, commonly known as "junk bonds" or "high-yield securities," may be subject to increased interest, credit, and liquidity risks.
 - 20 Restricted and illiquid securities may fall in price because of an inability to sell the securities when desired. Investing in restricted securities may subject the portfolio to higher costs and liquidity risk.
 - 21 Because the MSCI All Country World Small Cap Index was not in existence when the fund's Class A shares were first sold, cumulative returns through May 31, 1994, reflect the returns of the S&P Developed <\$1.2 Billion Index. Results reflect dividends net of withholding taxes.
 - 22 Investments in derivatives may be subject to the risk that the advisor does not correctly predict the movement of the underlying security, interest rate, market index, or other financial asset, or that the value of the derivative does not correlate perfectly with either the overall market or the underlying asset from which the derivative's value is derived. Because derivatives usually involve a small investment relative to the magnitude of liquidity and other risks assumed, the resulting gain or loss from the transaction will be disproportionately magnified. These investments may result in a loss if the counterparty to the transaction does not perform as promised.
 - 23 Unlike other fixed-income securities, the values of inflation-protected securities are not significantly impacted by inflation expectations because their interest rates are adjusted for inflation. Generally, the value of inflation-protected securities will fall when real interest rates rise and rise when real interest rates fall.
 - 24 Investments in futures contracts and options on futures contracts may increase volatility and be subject to additional market, active management, interest, currency, and other risks if the contract cannot be closed when desired.
 - 25 Investments in mortgage-backed and asset-backed securities may be subject to increased price volatility because of changes in interest rates, issuer information availability, credit quality of the underlying assets, market perception of the issuer, availability of credit enhancement, and prepayment of principal. The value of ABS and MBS may be adversely affected if the underlying borrower fails to pay the loan included in the security.
 - 26 Investments in U.S. government obligations are subject to varying levels of government support. In the event of default, some U.S. government securities, including U.S. Treasury obligations and Ginnie Mae securities, are issued and guaranteed as to principal and interest by the full faith and credit of the U.S. government. Other securities are obligations of U.S. government-sponsored entities but are neither issued nor guaranteed by the U.S. government.
 - 27 The Bloomberg Barclays U.S.

Investment-Related Disclosure

Aggregate Index began on January 1, 1976. From May 28, 1974, through December 31, 1975, the Bloomberg Barclays U.S. Government/Credit Index was used.

- ²⁸ This investment holds shorter term bonds.
- ²⁹ The S&P Target Date Through series indexes (2010-2045) began on 5/31/2007. From 2/1/2007 through 5/30/2007, the S&P Target Date series was used.
- ³⁰ The S&P Target Date Through 2050 Index began on 5/30/2008. From 2/1/2007 through 5/29/2008, the S&P Target Date 2045 Index was used.

Please read the following important disclosure.

Investment results assume all distributions are reinvested and reflect applicable fees and expenses. Expense ratios are as of each fund's prospectus available at the time of publication. Net expense ratios reflect any current waivers and/or reimbursements to the funds; gross expense ratios do not. When applicable, investment results reflect fee waivers and/or expense reimbursements, without which results would have been lower. For more information, please see your plan's website.

The expense ratios for American Funds Corporate Bond Fund are estimated as of the fund's prospectus available at the time of publication. Please see the fund's most recent prospectus for details.

For American Funds Corporate Bond Fund, the investment adviser is currently reimbursing a portion of other expenses. Investment results and the net expense ratio reflect the reimbursement, without which the results would have been lower and the expenses would have been

higher. The reimbursement will be in effect through at least August 1, 2018. The adviser may elect at its discretion to extend, modify or terminate the reimbursement at that time. Please see the fund's most recent prospectus for details.

For American Funds 2060 Target Date Retirement Fund, the investment adviser is currently reimbursing a portion of other expenses for each share class. The reimbursement will be in effect through at least April 7, 2018. The adviser may elect at its discretion to extend, modify or terminate the reimbursement at that time. Investment results and the net expense ratio reflect the reimbursement, without which the results would have been lower and the expenses would have been higher. The expense ratios are as of each target date fund's prospectus available at the time of publication and include the weighted average expenses of the underlying American Funds.

For the American Funds Portfolio Series funds, the expense ratios are as of each fund's prospectus available at the time of publication and include the weighted average expenses of the underlying American Funds.

Some investment names may be abbreviated due to space limitations. For a list of the full names of the American Funds, including trademark information, visit americanfundsretirement.com.

The indexes are unmanaged and, therefore, have no expenses. Investors cannot invest directly in an index. There have been periods when the investments have lagged the indexes.

Share Class

American Funds Class R-3 shares were first offered on May 15, 2002. Class R-3 share results prior to the date of first sale are hypothetical based on Class A share results without a sales charge, adjusted for typical

estimated additional expenses. Results for certain funds with an inception date after May 15, 2002, also include hypothetical returns because those funds' Class R-3 shares sold after the funds' date of first offering. Please see the prospectuses for more information on specific expenses.

Manager

The American Funds are managed by Capital Group, one of the largest investment management organizations in the world. Since 1931, the company has invested with a long-term focus based on thorough research and attention to risk – an investment style similar to that of most people saving for retirement.

The investment options in your plan Investment Details

Please read the important "Investment Results Disclosure" that precedes these "Investment Details."

Growth Investment

American Funds EuroPacific Growth

Goal

The fund's investment objective is to provide long-term growth of capital.

Fast Facts

Began operations:	4/16/84
Ticker symbol:	RERCX

Top 5 Holdings %

HDFC Bank Ltd.	3.0
AIA Group Ltd.	2.9
Airbus SE	2.7
Alibaba Group Holding Ltd.	2.5
Reliance Industries Ltd.	2.5

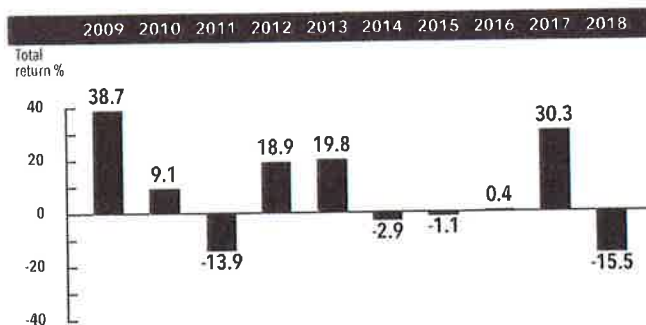
Expenses

Gross Expense Ratio: 1.13%

Net Expense Ratio: 1.13%

To estimate the expenses paid annually for investing in this fund, multiply the gross expense ratio 1.13% by your balance in the fund. For example, if your fund balance is \$1,000, you'll pay approximately \$11.30 a year in expenses.

Past Results (updated annually as of 12/31)



Growth Investment

American Funds Growth Fund of America

Goal

The fund's investment objective is to provide growth of capital.

Fast Facts

Began operations:	12/1/73
Ticker symbol:	RGACX

Top 5 Holdings %

Facebook, Inc.	4.9
Alphabet Inc.	4.4
Microsoft Corp.	4.3
Amazon.com, Inc.	4.1
Netflix, Inc.	3.8

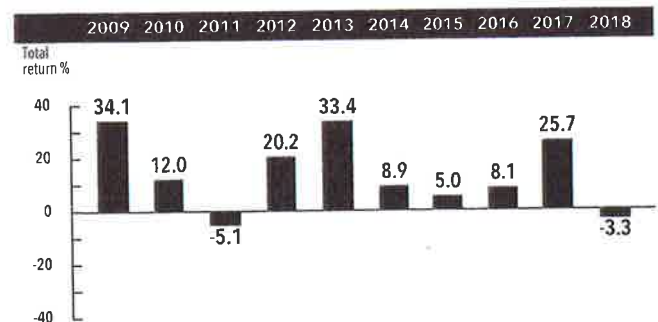
Expenses

Gross Expense Ratio: 0.98%

Net Expense Ratio: 0.98%

To estimate the expenses paid annually for investing in this fund, multiply the gross expense ratio 0.98% by your balance in the fund. For example, if your fund balance is \$1,000, you'll pay approximately \$9.80 a year in expenses.

Past Results (updated annually as of 12/31)



All percentages of net assets, if shown, are for the most recent period available as of 03/31/19; holdings are subject to change. Expense ratios are as of each fund's prospectus available at the time of publication. Please see each fund's most recent prospectus, if applicable, for details. Please read the important "Investment Results Disclosure" that precedes these "Investment Details." Bond ratings, if shown, typically range from AAA/Aaa (highest) to D (lowest) and are assigned by credit rating agencies, such as Standard & Poor's, Moody's and/or Fitch, as an indication of an issuer's creditworthiness.

The investment options in your plan

Investment Details

Please read the important "Investment Results Disclosure" that precedes these "Investment Details."

Growth Investment

American Funds Growth Portfolio

Goal

The fund's investment objective is to provide long-term growth of capital.

Fast Facts

Began operations: 5/18/12
 Ticker symbol: RGPCX

Portfolio Holdings %

American Funds AMCAP	20.0
American Funds Growth Fund of America	20.0
American Funds Fundamental Investors	20.0
American Funds EuroPacific Growth	15.0
American Funds Investment Co of America	15.0
American Funds SMALLCAP World Fund	10.0

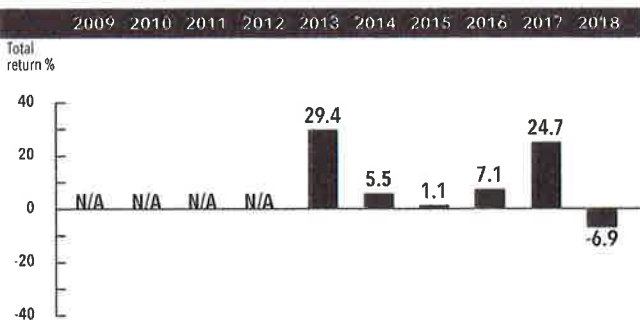
Expenses

Gross Expense Ratio: 1.04%

Net Expense Ratio: 1.04%

To estimate the expenses paid annually for investing in this fund, multiply the gross expense ratio 1.04% by your balance in the fund. For example, if your fund balance is \$1,000, you'll pay approximately \$10.40 a year in expenses.

Past Results (updated annually as of 12/31)



Growth Investment

American Funds New Economy Fund

Goal

The investment objective of the fund is long-term growth of capital. Current income is a secondary consideration.

Fast Facts

Began operations: 12/1/83
 Ticker symbol: RNGCX

Top 5 Holdings %

Netflix, Inc.	4.2
Alphabet Inc.	2.7
Broadcom Inc.	2.5
Amazon.com, Inc.	2.3
Micron Technology, Inc.	2.1

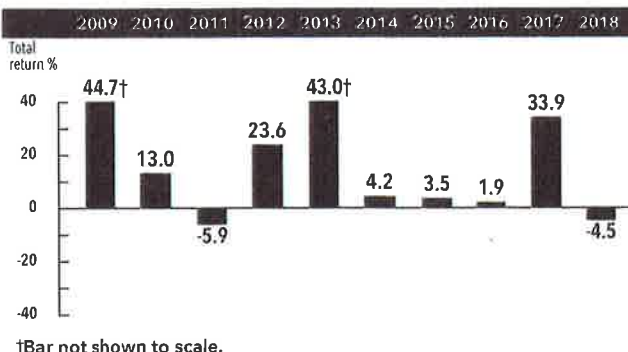
Expenses

Gross Expense Ratio: 1.10%

Net Expense Ratio: 1.10%

To estimate the expenses paid annually for investing in this fund, multiply the gross expense ratio 1.10% by your balance in the fund. For example, if your fund balance is \$1,000, you'll pay approximately \$11.00 a year in expenses.

Past Results (updated annually as of 12/31)



All percentages of net assets, if shown, are for the most recent period available as of 03/31/19; holdings are subject to change. Expense ratios are as of each fund's prospectus available at the time of publication. Please see each fund's most recent prospectus, if applicable, for details. Please read the important "Investment Results Disclosure" that precedes these "Investment Details." Bond ratings, if shown, typically range from AAA/Aaa (highest) to D (lowest) and are assigned by credit rating agencies, such as Standard & Poor's, Moody's and/or Fitch, as an indication of an issuer's creditworthiness.

The investment options in your plan

Investment Details

Please read the important "Investment Results Disclosure" that precedes these "Investment Details."

Growth Investment

American Funds New Perspective Fund

Goal

The fund's primary investment objective is to provide long-term growth of capital. Future income is a secondary objective.

Fast Facts

Began operations: 3/13/73
 Ticker symbol: RNPCX

Top 5 Holdings %

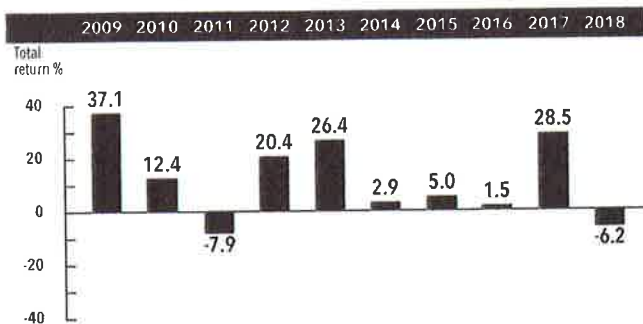
Amazon.com, Inc.	3.8
Facebook, Inc.	2.6
Microsoft Corp.	2.2
Taiwan Semiconductor Manufacturing Co., Ltd.	2.2
Alphabet Inc.	2.1

Expenses

Gross Expense Ratio: 1.10%
Net Expense Ratio: 1.10%

To estimate the expenses paid annually for investing in this fund, multiply the gross expense ratio 1.10% by your balance in the fund. For example, if your fund balance is \$1,000, you'll pay approximately \$11.00 a year in expenses.

Past Results (updated annually as of 12/31)



Growth Investment

American Funds New World Fund

Goal

The fund's investment objective is long-term capital appreciation.

Fast Facts

Began operations: 6/17/99
 Ticker symbol: RNWCX

Top 5 Holdings %

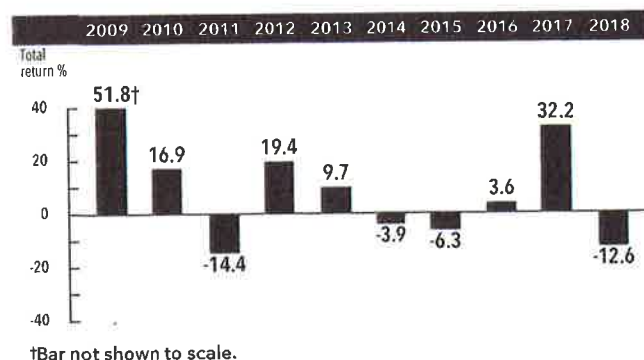
Reliance Industries Ltd.	2.0
Alibaba Group Holding Ltd.	1.8
Taiwan Semiconductor Manufacturing Co., Ltd.	1.7
Alphabet Inc.	1.6
AIA Group Ltd.	1.6

Expenses

Gross Expense Ratio: 1.29%
Net Expense Ratio: 1.29%

To estimate the expenses paid annually for investing in this fund, multiply the gross expense ratio 1.29% by your balance in the fund. For example, if your fund balance is \$1,000, you'll pay approximately \$12.90 a year in expenses.

Past Results (updated annually as of 12/31)



All percentages of net assets, if shown, are for the most recent period available as of 03/31/19; holdings are subject to change. Expense ratios are as of each fund's prospectus available at the time of publication. Please see each fund's most recent prospectus, if applicable, for details. Please read the important "Investment Results Disclosure" that precedes these "Investment Details." Bond ratings, if shown, typically range from AAA/Aaa (highest) to D (lowest) and are assigned by credit rating agencies, such as Standard & Poor's, Moody's and/or Fitch, as an indication of an issuer's creditworthiness.

The investment options in your plan

Investment Details

Please read the important "Investment Results Disclosure" that precedes these "Investment Details."

Growth Investment

American Funds SMALLCAP World Fund

Goal

The fund's investment objective is to provide long-term growth of capital.

Fast Facts

Began operations: 4/30/90
 Ticker symbol: RSLCX

Top 5 Holdings %

RingCentral, Inc.	1.2
Molina Healthcare, Inc.	1.1
MongoDB, Inc.	1.1
Paycom Software, Inc.	1.1
Insulet Corp.	1.1

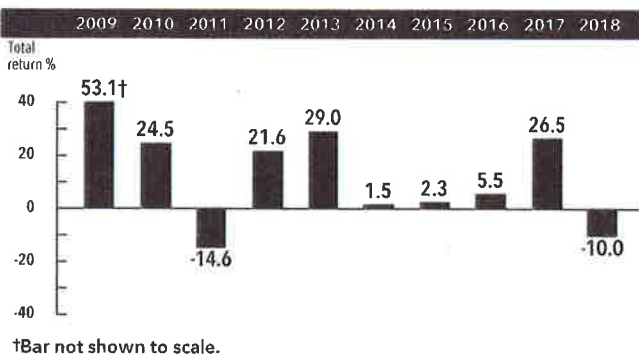
Expenses

Gross Expense Ratio: 1.35%

Net Expense Ratio: 1.35%

To estimate the expenses paid annually for investing in this fund, multiply the gross expense ratio 1.35% by your balance in the fund. For example, if your fund balance is \$1,000, you'll pay approximately \$13.50 a year in expenses.

Past Results (updated annually as of 12/31)



Growth-and-Income Investment

American Funds American Mutual Fund

Goal

The fund strives for the balanced accomplishment of three objectives – current income, growth of capital and conservation of principal.

Fast Facts

Began operations: 2/21/50
 Ticker symbol: RMFCX

Top 5 Holdings %

Verizon Communications Inc.	3.2
Microsoft Corp.	2.9
AbbVie Inc.	2.4
Amgen Inc.	1.9
Abbott Laboratories	1.7

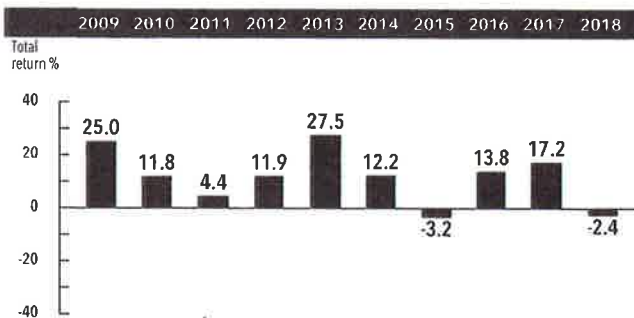
Expenses

Gross Expense Ratio: 0.95%

Net Expense Ratio: 0.95%

To estimate the expenses paid annually for investing in this fund, multiply the gross expense ratio 0.95% by your balance in the fund. For example, if your fund balance is \$1,000, you'll pay approximately \$9.50 a year in expenses.

Past Results (updated annually as of 12/31)



All percentages of net assets, if shown, are for the most recent period available as of 03/31/19; holdings are subject to change. Expense ratios are as of each fund's prospectus available at the time of publication. Please see each fund's most recent prospectus, if applicable, for details. Please read the important "Investment Results Disclosure" that precedes these "Investment Details." Bond ratings, if shown, typically range from AAA/Aaa (highest) to D (lowest) and are assigned by credit rating agencies, such as Standard & Poor's, Moody's and/or Fitch, as an indication of an issuer's creditworthiness.

The investment options in your plan

Investment Details

Please read the important "Investment Results Disclosure" that precedes these "Investment Details."

Growth-and-Income Investment

American Funds Cap World Growth & Income

Goal

The fund's investment objective is to provide long-term growth of capital while providing current income.

Fast Facts

Began operations: 3/26/93
 Ticker symbol: RWICX

Top 5 Holdings %

Broadcom Inc.	2.8
AbbVie Inc.	2.0
Alphabet Inc.	2.0
Microsoft Corp.	1.8
Royal Dutch Shell PLC	1.5

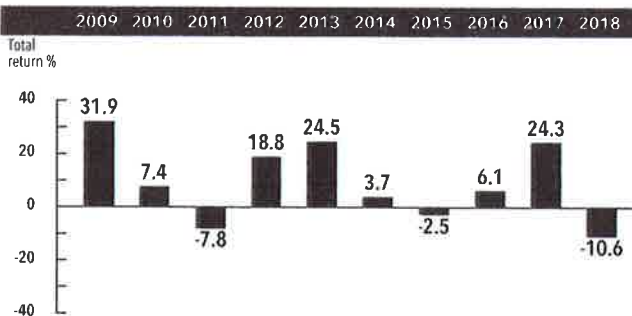
Expenses

Gross Expense Ratio: 1.09%

Net Expense Ratio: 1.09%

To estimate the expenses paid annually for investing in this fund, multiply the gross expense ratio 1.09% by your balance in the fund. For example, if your fund balance is \$1,000, you'll pay approximately \$10.90 a year in expenses.

Past Results (updated annually as of 12/31)



Growth-and-Income Investment

American Funds Fundamental Investors

Goal

The fund's investment objective is to achieve long-term growth of capital and income.

Fast Facts

Began operations: 8/1/78
 Ticker symbol: RFNCX

Top 5 Holdings %

Microsoft Corp.	4.8
Broadcom Inc.	3.6
Intel Corp.	2.4
Amazon.com, Inc.	2.4
Facebook, Inc.	2.2

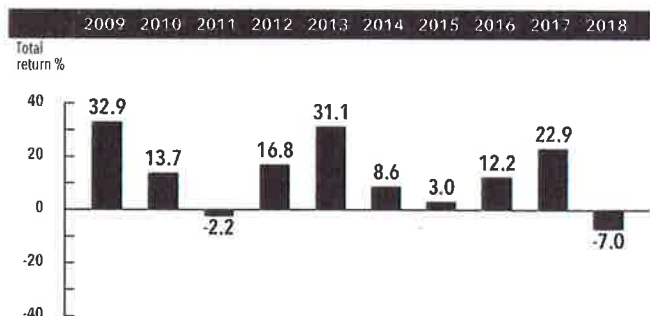
Expenses

Gross Expense Ratio: 0.95%

Net Expense Ratio: 0.95%

To estimate the expenses paid annually for investing in this fund, multiply the gross expense ratio 0.95% by your balance in the fund. For example, if your fund balance is \$1,000, you'll pay approximately \$9.50 a year in expenses.

Past Results (updated annually as of 12/31)



All percentages of net assets, if shown, are for the most recent period available as of 03/31/19; holdings are subject to change. Expense ratios are as of each fund's prospectus available at the time of publication. Please see each fund's most recent prospectus, if applicable, for details. Please read the important "Investment Results Disclosure" that precedes these "Investment Details." Bond ratings, if shown, typically range from AAA/Aaa (highest) to D (lowest) and are assigned by credit rating agencies, such as Standard & Poor's, Moody's and/or Fitch, as an indication of an issuer's creditworthiness.

The investment options in your plan

Investment Details

Please read the important "Investment Results Disclosure" that precedes these "Investment Details."

Growth-and-Income Investment

American Funds Investment Co of America

Goal

The fund's investment objectives are to achieve long-term growth of capital and income.

Fast Facts

Began operations: 1/1/34
 Ticker symbol: RICCX

Top 5 Holdings %

Microsoft Corp.	4.4
Facebook, Inc.	4.2
Alphabet Inc.	3.8
AbbVie Inc.	3.8
Abbott Laboratories	2.8

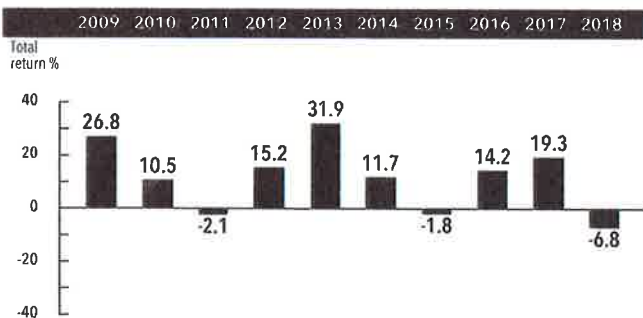
Expenses

Gross Expense Ratio: 0.94%

Net Expense Ratio: 0.94%

To estimate the expenses paid annually for investing in this fund, multiply the gross expense ratio 0.94% by your balance in the fund. For example, if your fund balance is \$1,000, you'll pay approximately \$9.40 a year in expenses.

Past Results (updated annually as of 12/31)



Growth-and-Income Investment

American Funds Washington Mut Inv Fund

Goal

The fund's investment objective is to produce income and to provide an opportunity for growth of principal consistent with sound common stock investing.

Fast Facts

Began operations: 7/31/52
 Ticker symbol: RWMCX

Top 5 Holdings %

Microsoft Corp.	5.5
Intel Corp.	3.4
Broadcom Inc.	3.0
Boeing Co.	2.7
Merck & Co., Inc.	2.7

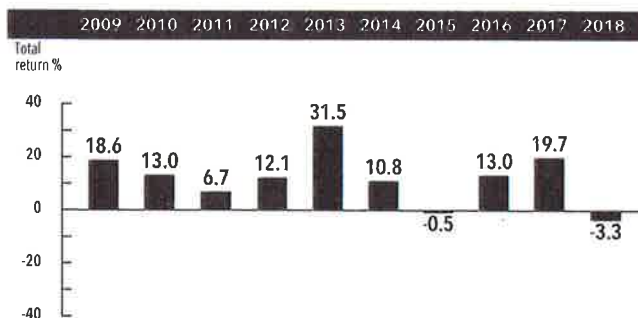
Expenses

Gross Expense Ratio: 0.94%

Net Expense Ratio: 0.94%

To estimate the expenses paid annually for investing in this fund, multiply the gross expense ratio 0.94% by your balance in the fund. For example, if your fund balance is \$1,000, you'll pay approximately \$9.40 a year in expenses.

Past Results (updated annually as of 12/31)



All percentages of net assets, if shown, are for the most recent period available as of 03/31/19; holdings are subject to change. Expense ratios are as of each fund's prospectus available at the time of publication. Please see each fund's most recent prospectus, if applicable, for details. Please read the important "Investment Results Disclosure" that precedes these "Investment Details." Bond ratings, if shown, typically range from AAA/Aaa (highest) to D (lowest) and are assigned by credit rating agencies, such as Standard & Poor's, Moody's and/or Fitch, as an indication of an issuer's creditworthiness.

The investment options in your plan Investment Details

Please read the important "Investment Results Disclosure" that precedes these "Investment Details."

Equity-Income Investment

American Funds Conservative Growth and Income Portfolio

Goal

The fund's investment objective is to provide current income and, secondarily, long-term growth of capital.

Fast Facts

Began operations:	5/18/12
Ticker symbol:	RNCCX

Portfolio Holdings %

American Funds Capital Income Builder	25.0
American Funds Income Fund of America	25.0
American Funds American Mutual Fund	20.0
American Funds Amer High Income Trust	15.0
American Funds US Government Securities	15.0

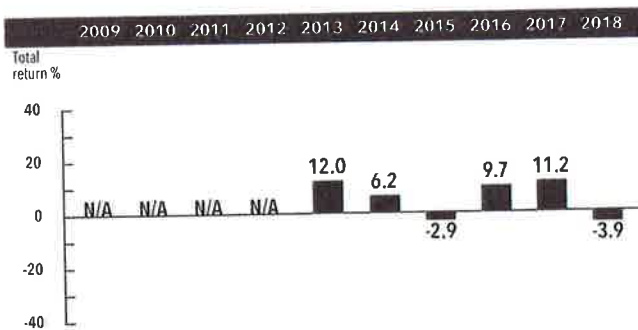
Expenses

Gross Expense Ratio: 0.95%

Net Expense Ratio: 0.95%

To estimate the expenses paid annually for investing in this fund, multiply the gross expense ratio 0.95% by your balance in the fund. For example, if your fund balance is \$1,000, you'll pay approximately \$9.50 a year in expenses.

Past Results (updated annually as of 12/31)



Equity-Income Investment

American Funds Income Fund of America

Goal

The fund's investment objectives are to provide current income while secondarily striving for capital growth.

Fast Facts

Began operations:	12/1/73
Ticker symbol:	RIDCX

Top 5 Holdings %

Merck & Co., Inc.	2.7
Microsoft Corp.	2.6
Verizon Communications Inc.	1.7
JPMorgan Chase & Co.	1.6
Pfizer Inc.	1.5

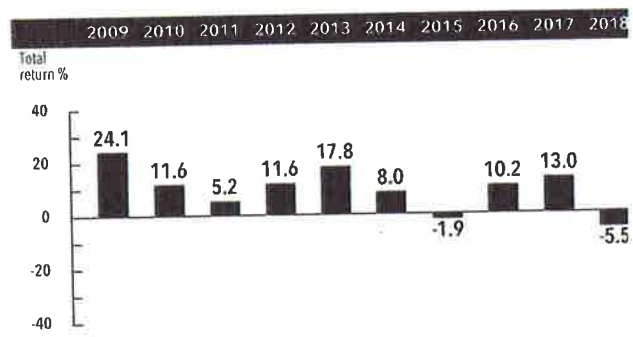
Expenses

Gross Expense Ratio: 0.93%

Net Expense Ratio: 0.93%

To estimate the expenses paid annually for investing in this fund, multiply the gross expense ratio 0.93% by your balance in the fund. For example, if your fund balance is \$1,000, you'll pay approximately \$9.30 a year in expenses.

Past Results (updated annually as of 12/31)



All percentages of net assets, if shown, are for the most recent period available as of 03/31/19; holdings are subject to change. Expense ratios are as of each fund's prospectus available at the time of publication. Please see each fund's most recent prospectus, if applicable for details. Please read the important "Investment Results Disclosure" that precedes these "Investment Details." Bond ratings, if shown typically range from AAA/Aaa (highest) to D (lowest) and are assigned by credit rating agencies, such as Standard & Poor's, Moody's and/or Fitch, as an indication of an issuer's creditworthiness.

The investment options in your plan

Investment Details

Please read the important "Investment Results Disclosure" that precedes these "Investment Details."

Balanced Investment

American Funds American Balanced

Goal

The investment objectives of the fund are: (1) conservation of capital, (2) current income and (3) long-term growth of capital and income.

Fast Facts

Began operations: 7/26/75
 Ticker symbol: RLBCX

Top 5 Holdings %

Microsoft Corp.	4.1
UnitedHealth Group Inc.	2.6
Home Depot, Inc.	2.1
Berkshire Hathaway Inc.	1.8
Philip Morris International Inc.	1.5

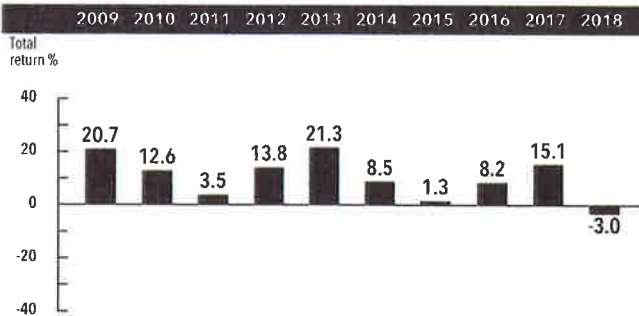
Expenses

Gross Expense Ratio: 0.93%

Net Expense Ratio: 0.93%

To estimate the expenses paid annually for investing in this fund, multiply the gross expense ratio 0.93% by your balance in the fund. For example, if your fund balance is \$1,000, you'll pay approximately \$9.30 a year in expenses.

Past Results (updated annually as of 12/31)



Balanced Investment

American Funds Moderate Growth and Income Portfolio

Goal

The fund's investment objectives are to provide current income and long-term growth of capital and income.

Fast Facts

Began operations: 5/18/12
 Ticker symbol: RBACX

Portfolio Holdings %

American Funds American Balanced	25.0
American Funds Global Balanced	25.0
American Funds Cap World Growth & Income	15.1
American Funds Bond Fund of America	15.0
American Funds New Perspective Fund	10.1
American Funds Washington Mut Inv Fund	10.0

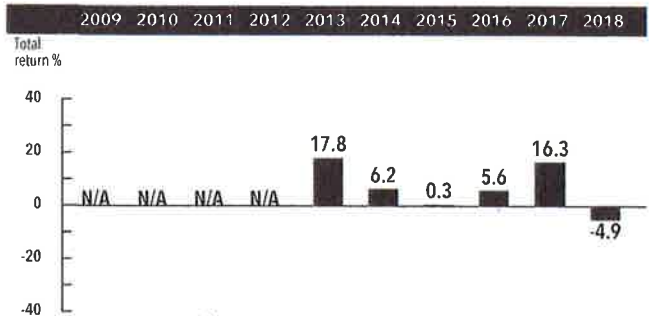
Expenses

Gross Expense Ratio: 1.04%

Net Expense Ratio: 1.04%

To estimate the expenses paid annually for investing in this fund, multiply the gross expense ratio 1.04% by your balance in the fund. For example, if your fund balance is \$1,000, you'll pay approximately \$10.40 a year in expenses.

Past Results (updated annually as of 12/31)



All percentages of net assets, if shown, are for the most recent period available as of 03/31/19; holdings are subject to change. Expense ratios are as of each fund's prospectus available at the time of publication. Please see each fund's most recent prospectus, if applicable, for details. Please read the important "Investment Results Disclosure" that precedes these "Investment Details." Bond ratings, if shown, typically range from AAA/Aaa (highest) to D (lowest) and are assigned by credit rating agencies, such as Standard & Poor's, Moody's and/or Fitch, as an indication of an issuer's creditworthiness.

The investment options in your plan

Investment Details

Please read the important "Investment Results Disclosure" that precedes these "Investment Details."

Bond Investment

American Funds Bond Fund of America

Goal

The fund's investment objective is to provide as high a level of current income as is consistent with the preservation of capital.

Fast Facts

Began operations: 5/28/74
 Ticker symbol: RBFCX

Investments

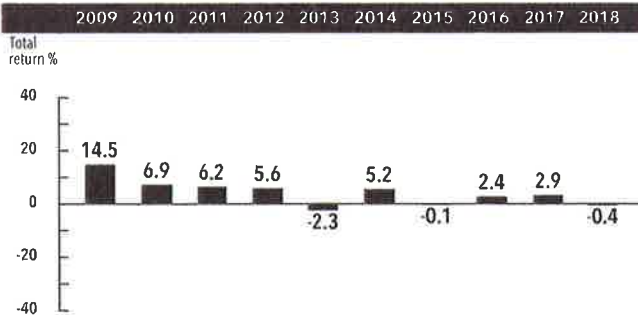
Normally, the fund invests at least 80% of its assets in bonds and other debt securities, including U.S. government, corporate and mortgage-backed securities. The majority of its assets are rated A or better at time of purchase. Currently, the fund invests no more than 10% of its assets in debt securities rated BB or below. Typically, it invests in debt securities with a wide range of maturities.

Expenses

Gross Expense Ratio: 0.91%
Net Expense Ratio: 0.91%

To estimate the expenses paid annually for investing in this fund, multiply the gross expense ratio 0.91% by your balance in the fund. For example, if your fund balance is \$1,000, you'll pay approximately \$9.10 a year in expenses.

Past Results (updated annually as of 12/31)



Bond Investment

American Funds Corporate Bond Fund

Goal

The fund's investment objective is to seek to provide maximum total return consistent with capital preservation and prudent risk management.

Fast Facts

Began operations: 12/14/12
 Ticker symbol: RCBCX

Investments

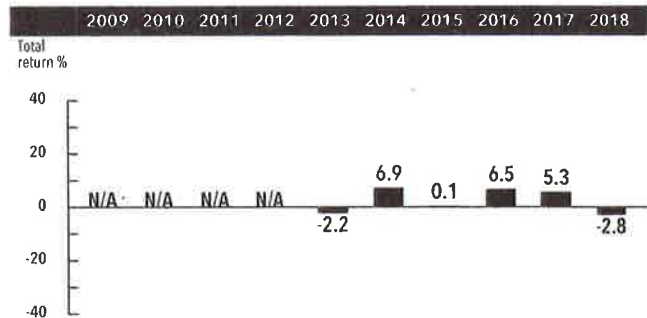
Normally, at least 80% of the fund's assets will be invested in corporate debt securities. In addition, under normal market conditions, the fund invests 100% of its assets in debt securities, including money market instruments, cash and cash equivalents, rated Baa3 or better or BBB- or better by Nationally Recognized Statistical Rating Organizations designated by the fund's investment adviser or in debt securities that are unrated but determined to be of equivalent quality by the fund's investment adviser at the time of purchase.

Expenses

Gross Expense Ratio: 1.36%
Net Expense Ratio: 1.24%

To estimate the expenses paid annually for investing in this fund, multiply the gross expense ratio 1.36% by your balance in the fund. For example, if your fund balance is \$1,000, you'll pay approximately \$13.60 a year in expenses.

Past Results (updated annually as of 12/31)



All percentages of net assets, if shown, are for the most recent period available as of 03/31/19; holdings are subject to change. Expense ratios are as of each fund's prospectus available at the time of publication. Please see each fund's most recent prospectus, if applicable, for details. Please read the important "Investment Results Disclosure" that precedes these "Investment Details." Bond ratings, if shown, typically range from AAA/Aaa (highest) to D (lowest) and are assigned by credit rating agencies, such as Standard & Poor's, Moody's and/or Fitch, as an indication of an issuer's creditworthiness.

The investment options in your plan
Investment Details

Please read the important "Investment Results Disclosure" that precedes these "Investment Details."

Bond Investment

American Funds
 Intermed Bd Fd of America

Goal

The fund's investment objective is to provide current income consistent with its maturity and quality standards described in the prospectus and preservation of capital.

This area intentionally left blank.

Fast Facts

Began operations: 2/19/88
 Ticker symbol: RBOCX

Investments

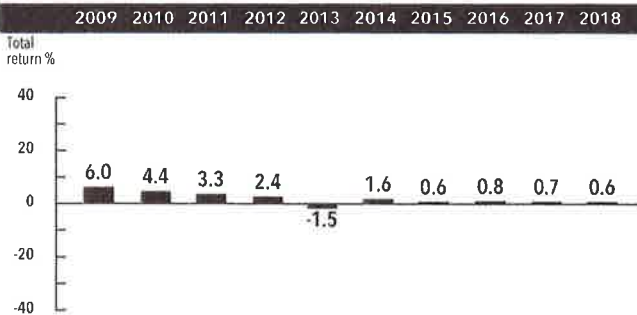
The fund offers an attractive middle course between short-term instruments, such as cash-equivalent funds, and longer term bond funds, which generally offer higher yields. It invests primarily in debt securities rated A or better at time of purchase, but may invest up to 10% of its assets in bonds rated Baa/BBB. Types of investments include corporate bonds, U.S. government bonds or notes, GNMA certificates and other mortgage-related securities, as well as cash.

Expenses

Gross Expense Ratio: 0.92%
Net Expense Ratio: 0.92%

To estimate the expenses paid annually for investing in this fund, multiply the gross expense ratio 0.92% by your balance in the fund. For example, if your fund balance is \$1,000, you'll pay approximately \$9.20 a year in expenses.

Past Results (updated annually as of 12/31)



All percentages of net assets, if shown, are for the most recent period available as of 03/31/19; holdings are subject to change. Expense ratios are as of each fund's prospectus available at the time of publication. Please see each fund's most recent prospectus, if applicable, for details. Please read the important "Investment Results Disclosure" that precedes these "Investment Details." Bond ratings, if shown, typically range from AAA/Aaa (highest) to D (lowest) and are assigned by credit rating agencies, such as Standard & Poor's, Moody's and/or Fitch, as an indication of an issuer's creditworthiness.

The investment options in your plan

Investment Details

Please read the important "Investment Results Disclosure" that precedes these "Investment Details."

Target Date Investments

American Funds

American Funds Target Date Retirement Series®

Goal

Depending on the proximity to its target date, each fund will seek to achieve the following objectives to varying degrees: growth, income and conservation of capital.

Fast Facts (updated annually as of 12/31/17)

- The series offers a number of target date fund portfolios in five-year increments for retirement dates through 2060.
- The Portfolio Oversight Committee members, on average, have 30 years of investment experience.
- Each target date fund portfolio is made up of at least 16 American Funds.

What You Should Know About the Target Date Series

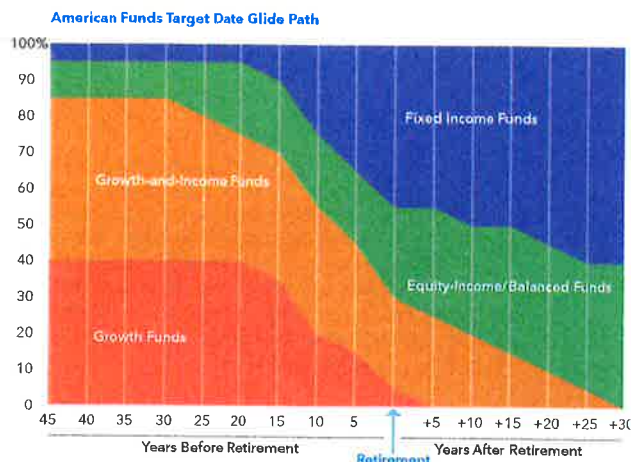
- Each fund is composed of a diverse mix of the American Funds and is subject to their risks and returns.
- You can choose a *single* investment option as your overall portfolio.
- You don't have to manage the portfolio. American Funds investment professionals manage the target date fund's portfolio, moving it from a more growth-oriented focus to a more income-oriented focus as the fund gets closer to its target date.
- Investment professionals continue to manage each fund for 30 years after its target date is reached.
- The target date is the year in which an investor is assumed to retire and begin taking withdrawals.
- Although the target date funds are managed for investors on a projected retirement date time frame, the funds' allocation approach does not guarantee that investors' retirement goals will be met. In addition, contributions to a target date fund may not be adequate to reach your retirement goals.

The Funds Are Managed Through Retirement

The target date series is managed to take investors *through* retirement – and accordingly, it's managed well beyond a target retirement year. In a sense, the retirement date is seen as a starting point rather than an ending point.

The Target Date Fund Portfolios

The target date funds follow this current investment approach (see below), moving from a more growth-oriented focus when retirement is years away to a more income-oriented focus as the retirement date approaches. Each fund may include a mix of growth, growth-and-income, equity-income/balanced and fixed income funds (i.e., bond funds).



The target allocations shown are effective as of January 1, 2018, and are subject to the Portfolio Oversight Committee's discretion. The funds' investment adviser anticipates that the funds will invest their assets within a range that deviates no more than 10% above or below these allocations. Underlying funds may be added or removed during the year. For quarterly updates of fund allocations, visit americanfundsretirement.com.

How Target Date Funds Work

Target date funds are designed for individuals who intend to retain assets in the fund past the designated target date and then gradually withdraw their assets over time. Keep in mind that while the funds are designed to serve investors throughout the retirement income phase, you don't *have* to retain assets in the fund past the designated target date. Instead, you can move your money out of the target date fund and into other investments of your choosing.

You'll find an explanation of each target date fund's investment approach in its summary prospectus. Please read the prospectus carefully before investing. You can also find key investment details about each fund on americanfundsretirement.com or your plan's website.

All percentages of net assets, if shown, are for the most recent period available as of 03/31/19; holdings are subject to change. Expense ratios are as of each fund's prospectus available at the time of publication. Please see each fund's most recent prospectus, if applicable, for details. Please read the important "Investment Results Disclosure" that precedes these "Investment Details." Bond ratings, if shown, typically range from AAA/Aaa (highest) to D (lowest) and are assigned by credit rating agencies, such as Standard & Poor's, Moody's and/or Fitch, as an indication of an issuer's creditworthiness.

Take Action

In steps 1 and 2, write down what you plan to do, and then use the same information to make your selections in step 3.

Step 1: Decide How Much to Save

You're automatically enrolled in the plan at 2.00% of your salary per pay period if you don't enroll on your own. You can change this amount at any time. Review the information in this brochure to get an idea of how much you may need to save each month: \$ _____ (Check the "Your Plan Information" section to see how much you're allowed to save in the plan.) You can contribute up to \$19,000 in 2019, although your plan may have additional limits.

Step 2: Choose Where to Invest

You can select a target date fund, or you can build your own portfolio using different investments.

- **Choose a Target Date Fund**
Review the target date fund information in this brochure.
- **Build Your Own Portfolio**
Review the sample investment models in this brochure.

If you don't choose to enroll, you will automatically be enrolled and invested in the American Funds Target Date Retirement Fund that is closest to your assumed retirement date. Of course, you can change the investments at any time by following the instructions in "Making Changes to Your Account" in the "Your Plan Information" section of this brochure. Please review your SPD to learn which target date fund you've been defaulted to.

Step 3: Make Your Selections

- **By form:** Complete the enrollment form accompanying this book with the same information you entered here.

Need Help?

If you're not sure what to do next or need help in getting started, contact your plan's financial professional.

Choose a Target Date Fund

Review the target date fund information in this brochure.

Target date investments

American Funds Target Date Retirement Fund Year: _____

TOTAL 100%

Build Your Own Portfolio

Review the sample investment models in this brochure.

Growth Investments

American Funds EuroPacific Growth	_____ %
American Funds Growth Fund of America	_____ %
American Funds Growth Portfolio	_____ %
American Funds New Economy Fund	_____ %
American Funds New Perspective Fund	_____ %
American Funds New World Fund	_____ %
American Funds SMALLCAP World Fund	_____ %

Growth-and-Income Investments

American Funds American Mutual Fund	_____ %
American Funds Cap World Growth & Income	_____ %
American Funds Fundamental Investors	_____ %
American Funds Investment Co of America	_____ %
American Funds Washington Mut Inv Fund	_____ %

Equity-Income Investments

American Funds Conservative Growth and Income Portfolio	_____ %
American Funds Income Fund of America	_____ %

Balanced Investments

American Funds American Balanced	_____ %
American Funds Moderate Growth and Income Portfolio	_____ %

Bond Investments

American Funds Bond Fund of America	_____ %
American Funds Corporate Bond Fund	_____ %
American Funds Interm Bd Fd of America	_____ %

TOTAL 100%

Your Plan Information

This brochure is designed to meet the Department of Labor 404(a)-5 requirements.

Your employer offers the Lansing Christian School 401K Plan to help you prepare for retirement.

This document is designed to help you understand certain plan provisions, investment information and the costs associated with your plan. If you come across a term that isn't familiar to you, please take a moment to review the glossary available at americanfunds.com/retire.

Your plan's *summary plan description* (SPD) provides all the details you'll need about your plan. Below is an overview of some of your plan's features. If any of the information presented here conflicts with the SPD, you should follow the terms laid out in the SPD. Ask your plan contact where to get the most up-to-date SPD.

Administrative Expenses

Plan-Level Expenses/Credits

The day-to-day operation of a retirement plan involves expenses for ongoing administrative services – such as plan recordkeeping and trustee/custodial services – that are necessary for administering the plan as a whole. A retirement plan also offers a host of other services, such as a telephone voice response system, access to customer service representatives, retirement planning tools, electronic access to plan information, account statements and online transactions.

A portion of these services are paid from the plan's investments. This is reflected in each investment's expense ratio and reduces the investment returns. If an additional amount is required to cover your plan's administrative expenses, it will be paid from the plan's forfeiture assets or

from the general assets of your employer, with the exception of a per-participant fee (if applicable). The per-participant fee would be deducted from your account quarterly and appear on your quarterly statement. The amount of this fee is \$20 per year (taken as a flat rate per participant).

The plan may also incur unexpected expenses that may be deducted from participant accounts.

Third-Party Administrator Fees

Certain third-party administrator fees are also charged to the plan for their services, such as compliance and plan document support. These fees are paid either from the plan's forfeiture assets or from the general assets of your employer.

General Plan Information

Your Contributions

Once you become eligible, you'll be able to save for retirement in this plan. For more information about the plan's specific eligibility requirements, talk to your employer or check your employee handbook or other summary of plan terms.

You decide how much of your salary you want to contribute directly from your paycheck, up to \$19,000 in 2019, with before-tax contributions.

You'll have 2.00% automatically taken out of your paycheck. You may change how much you contribute at any time. Contributions cannot exceed \$19,000.

If you're age 50 or older, you can contribute up to an additional \$6,000 to the plan in 2019.

Your Employer's Contributions

To motivate you to invest even more, your employer may add an additional discretionary matching contribution to your account.

Vesting

The money that you contribute to your account and whatever it grows to is 100% yours.

The employer-matching contributions

that Lansing Christian School makes to your account become yours – or vest – according to the following schedule:

Length of Service	Percent Vested
After 1 Year	20%
After 2 Years	40%
After 3 Years	60%
After 4 Years	80%
After 5 Years	100%

Your Investment Options

You can choose a target date fund using one of the American Funds Target Date Funds, or you can build your own portfolio by choosing from among the other investment options in the plan.

Voting and Other Rights

The trustee or another plan fiduciary may vote or exercise any other rights associated with ownership of the investments held in your account.

Designated Investment Alternatives

The "Investment-Related Information" table(s) identify and provide information about the plan's investment options.

Making Changes to Your Account

You can make changes in your plan by:

- calling toll-free (877) 833-9322.
- visiting americanfunds.com/retire.

Please note: Trading activity is monitored to ensure that trading guidelines, which are described in the prospectuses, are observed.

If you exchange or reallocate \$5,000 or more from one investment you must wait 30 days before you can exchange back into that same investment. Non-American Funds may have their own trading restrictions. Please see the prospectuses for details.

Your Plan Information

Monitoring Your Account

You can monitor your investment results through:

- Your Quarterly statement.
- Your plan's voice response system at **(877) 833-9322**.
- Your plan's website **americanfunds.com/retire**.

Rollovers

Do you have an account balance from a previous employer's retirement plan or an IRA? If so, you can roll over the vested portion of that account into this plan. Contact your previous employer and your plan's financial professional for assistance.

Complete the rollover form in the back of this book to start the process.

Individual Expenses

In addition to overall plan administrative expenses, there are individual service fees associated with optional features offered under your plan. Individual service fees will be charged separately if you choose to take advantage of a particular plan feature. These fees are described below.

Loans

Although your plan is intended primarily as a means of saving for retirement, there may be times when you'll feel the need to borrow against your account balance.

If you decide to take a loan from your account, please read the following

information on loan fees.

Loan Fees

A loan initiation fee of \$85 will be deducted from your account balance for setting up the loan and providing an amortization schedule. An ongoing maintenance fee of \$50 per year is also charged on an annual basis for maintaining the loan on the recordkeeping system and for monitoring the loan payments received.

Periodic Distribution Fees

If your plan allows periodic distributions, a setup and an ongoing fee will be charged to your account for selecting this option. Periodic distributions include a setup fee of \$25, which is deducted from the initial distribution. An annual maintenance fee of \$25 is then deducted from the first distribution of each calendar year that follows.

One-time Distribution/Transaction Fees

You will be charged a fee for a one-time distribution or certain other requested account transactions. The amount of the fee may vary based on the type of distribution or transaction, if applicable.

One-time distribution fee: \$25.00 per request.

Rollover investments from your retirement plan into an American Funds IRA, with Capital Bank and Trust

as custodian, will automatically be invested in Class A shares at no sales charge regardless of the share class available in your retirement plan. Any future contributions to the IRA will be assessed the appropriate sales charge based on the applicable break points. See the specific fund's prospectus for additional information.

Express delivery fee: \$25.00

Hardship Withdrawals

If you have a financial emergency and feel you may need to withdraw the money in your plan, please review your SPD or contact your employer for more information.

Have Questions?

Your Plan Contact

Wendy Hofman
(517) 882-5779
whofman@lansingchristianschool.org

Your Financial Professional

Wayne VanDerKolk
(517) 455-7331
wayne@vossins.com

Additional Plan Contacts

Director of Business Finance
Mary Dunsmore
(517) 882-5779
mdunsmore@lansingchristianschool.org

This page intentionally left blank.

Employer — complete this section and retain this form for your records

Employer authorization

Name of employer, organization or company
 Lansing Christian School 401K Plan IRK151408
 Name of plan Plan ID number
 The employee named in Section 1 below is eligible to participate in the plan as of 9-1-19
(mm/dd/yyyy)

Name of person authorized to sign for the employer (print) Title

X Date
 Authorized signature (mm/dd/yyyy)

Employee — complete sections 1-4, then return this form to your employer

1 Employee information

Please type or print clearly.

Select one of the following: New plan enrollment Changes to existing account

Full name (include middle initial) SSN

Residence address (physical address required — no P.O. boxes) City State ZIP

Mailing address (if different from residence address) City State ZIP

Email address () Daytime phone

Date of birth (mm/dd/yyyy) Date of hire (mm/dd/yyyy) Country of citizenship

Marital status: Married Single

2 Employee contributions

Before completing this section, check with your plan to determine the available contribution options.

I authorize my employer to withhold from my wages each pay period:

Before-tax contributions of _____% OR \$_____

Catch-up contributions of _____% OR \$_____

I **DO NOT** wish to make contributions to the plan at this time.

3 Investment Selection

Before completing this section, check with your plan to determine the available investment options.

Invest my contributions as follows (Only **whole** percentages will be accepted; must total 100%.):

Investment name	Percentage
1. American Funds EuroPacific Growth	_____ %
2. American Funds Growth Fund of America	_____ %
3. American Funds Growth Portfolio	_____ %
4. American Funds New Economy Fund	_____ %
5. American Funds New Perspective Fund	_____ %
6. American Funds New World Fund	_____ %
7. American Funds SMALLCAP World Fund	_____ %
8. American Funds American Mutual Fund	_____ %
9. American Funds Cap World Growth & Income	_____ %
10. American Funds Fundamental Investors	_____ %
11. American Funds Investment Co of America	_____ %
12. American Funds Washington Mut Inv Fund	_____ %
13. American Funds Conservative Growth and Income Portfolio	_____ %
14. American Funds Income Fund of America	_____ %
15. American Funds American Balanced	_____ %
16. American Funds Moderate Growth and Income Portfolio	_____ %
17. American Funds Bond Fund of America	_____ %
18. American Funds Corporate Bond Fund	_____ %

Continued on next pa



3 Investment selection

(continued)

Investment name	Percentage
19. American Funds Interm Bd Fd of America	_____ %
20. American Funds Target Date 2060	_____ %
21. American Funds Target Date 2055	_____ %
22. American Funds Target Date 2050	_____ %
23. American Funds Target Date 2045	_____ %
24. American Funds Target Date 2040	_____ %
25. American Funds Target Date 2035	_____ %
26. American Funds Target Date 2030	_____ %
27. American Funds Target Date 2025	_____ %
28. American Funds Target Date 2020	_____ %
29. American Funds Target Date 2015	_____ %
30. American Funds Target Date 2010	_____ %
Total	===== %

Any contributions to participant accounts (payroll deferrals and rollovers) made before your employer updates your investment selections will be invested in the plan's default investment. Assets will remain in the default investment until you use the participant website to exchange assets into the investments of your choice.

4 Employee signature

By signing below, I acknowledge that I have authorized my employer to allocate my investments as specified in Section 3. I acknowledge that I have completed a beneficiary designation form.

X _____ Date / /

Signature of employee Date (mm/dd/yyyy)

Beneficiary Designation

Please read the instructions and information below carefully before completing this form.

The designation of a beneficiary can have important tax consequences. You are encouraged to consult your tax advisor before completing this form. You should periodically review and update your beneficiary designations as appropriate.

If you are not married at the time you designate your beneficiaries and subsequently marry, 100% of your account balance will be paid at the time of your death to the surviving spouse unless your spouse signs Section 3 of this form.

1 Information about you

Please type or print clearly.

Name of participant _____

Name of employer _____

SSN of participant - -

Date of birth of participant (mm/dd/yyyy) - -

Marital status:

Married

Single

2 Beneficiary designation

Beneficiaries will share equally if percentages are not provided and any amounts unpaid upon death will be divided equally. Primary and contingent beneficiaries must separately total 100% in whole percentages. If you wish to customize your designation or need more space, attach a separate page.

Primary Beneficiary(ies):

I revoke all previous designations and direct that any proceeds be distributed upon my death to the designated beneficiary(ies) below. In the event that no Primary or Contingent Beneficiaries survive me, distribute any proceeds to my estate.

1. _____ Relationship _____ %
Full name (include middle initial) (print)

SSN - -

Date of birth (mm/dd/yyyy) - -

2. _____ Relationship _____ %
Full name (include middle initial) (print)

SSN - -

Date of birth (mm/dd/yyyy) - -

Total 100 %

Contingent Beneficiary: (Complete only if you are naming a Primary Beneficiary above.)

1. _____ Relationship _____ %
Full name (include middle initial) (print)

SSN - -

Date of birth (mm/dd/yyyy) - -

2. _____ Relationship _____ %
Full name (include middle initial) (print)

SSN - -

Date of birth (mm/dd/yyyy) - -

Total 100 %

Signature:

X _____
Signature of participant

_____/_____/_____
Date (mm/dd/yyyy)

3 Spousal consent

The signature of the spouse must be witnessed by either a plan representative or a notary public.

I am the spouse of the participant named in Section 1. I irrevocably consent to the designation made by my spouse to have any death benefits paid to the named beneficiary(ies) specified in Section 2. I understand that the effect of such designation is to cause my spouse's death benefit to be paid to a beneficiary other than me, that such beneficiary designation is not valid unless I consent to it and that my consent is irrevocable unless my spouse revokes the beneficiary designation.

Full name of spouse of participant (include middle initial) (print)

X

Signature of spouse of participant

_____/_____/_____
Date (mm/dd/yyyy)

Either a plan representative appointed by the employer **or** a notary public must witness the signature of the spouse.

Name of plan representative (print)

X

Signature of plan representative

Sworn to and subscribed before me, this _____ day of _____, 20____
Month Year

in the County of _____, State of _____

X

Signature of notary public

_____/_____/_____
Date commission expires (mm/dd/yyyy)

Please return this form to your employer.



AMERICAN
FUNDS®

From Capital Group

RecordkeeperDirect®

Incoming Rollover Request

If you have retirement savings in a previous employer's retirement plan or an Individual Retirement Account (IRA), you may be able to roll over those savings into your current employer's retirement plan with American Funds. Follow these steps to consolidate your retirement savings:

1. Talk to your current employer's retirement plan contact to make sure that you are eligible to roll money into the plan.
2. Contact the financial institution where the money is currently held and ask what paperwork or actions are required to roll your savings to your current employer's retirement plan.
3. Complete the enclosed *Incoming Rollover Request* form. Refer to a recent account statement for information about the account where the money is currently invested.
4. Give the completed *Incoming Rollover Request* form, along with any other requested documentation, to your current employer's retirement plan contact. They will need to ensure that the form is signed by an authorized plan representative and then sent to American Funds. Make sure you obtain a copy of the signed form.
5. Complete the prior provider's paperwork and refer to the information in Section 2-B of this form. Your prior provider may also require a copy of this completed form, which can serve as a letter of acceptance. The custodial acceptance section is at the bottom of page 3.
6. Once American Funds receives both the completed *Incoming Rollover Request* form and the rollover check (including required information for Roth and/or voluntary after-tax contributions, if applicable), the funds will be invested into your retirement plan account. **Assets received will be invested in accordance with the investment instructions on file with American Funds or the plan's default investment option if you have not made your own investment selection.**

Participant: Once this form is signed by your Employer, keep a copy and attach it to any additional paperwork that may be required by the financial institution holding the assets you want sent to American Funds. If you have questions about this form, call American Funds at **(800) 421-4120**.

1 Participant information

Please type or print clearly.

Lansing Christian School 401K Plan IRK151408
 Name of plan accepting rollover Plan ID number

First name of participant (print) MI Last
 - -
 SSN (provide the last four digits -- required)

Mailing address (if different from residence address) City State ZIP

()
Daytime phone

2 Direct rollover information — required

A. Identify the source of the rollover

Name of prior provider/financial institution/trustee Account/plan number Name of prior plan (if applicable)

Plan type (check one)

- 401(a) qualified plan (including 401(k) or 403(a) annuity plan) 403(b) plan Governmental 457(b) plan
 Traditional/SEP IRA SIMPLE IRA* Other _____

*SIMPLE IRAs may be transferred or rolled over to another plan type only after two years from the date of the first SIMPLE IRA contribution.

Contribution type (check all that apply)

- Pre-tax contributions Roth contributions[†] Voluntary after-tax contributions[†]

[†]Refer to Section 2-B-2 for additional instructions.

B. Instructions for the prior provider

1. Make the rollover check payable to:

Capital Bank and Trust Company
 FBO (name of participant)
 Plan ID – IRK##### or BRK#####

The rollover check should be mailed to the address on page 3.

2. Instructions for rollover checks containing Roth and/or voluntary after-tax contributions

The following information must be noted on the check or on a separate statement:

- 1)** The amount of contributions (no earnings); **2)** the amount of earnings; and **3)** the date of the first Roth contribution (if applicable).

Important: If this information is not received in a timely manner, the check will be returned to the prior provider. If the check contains both Roth and voluntary-after tax contributions, separate cost basis must be provided for each contribution type.

3 Participant authorization

I hereby certify that the information I have provided in Sections 1 and 2 is accurate. I certify that the requested rollover contribution is an eligible rollover distribution and that if I am age 70½, or will be by year-end, I have already satisfied my required minimum distribution requirement. I understand that only certain types of distributions are eligible for rollover treatment and that it is solely my responsibility to ensure such eligibility. I further understand that the current plan and/or prior provider of the rollover assets may have additional requirements to initiate the rollover to American Funds, and I am responsible for meeting these requirements.

X

Signature of plan participant

Date (mm/dd/yyyy)

4 Plan authorization

I hereby certify that the rollover request is acceptable under the terms of the plan and agree to accept the assets into the plan. The recordkeeper is directed to rely on my authorization to process the request as instructed on this form. If the recordkeeping system does not currently show the requested rollover type as available under the terms of the plan, this form serves as authorization to update the recordkeeping system accordingly.

X

Name of authorized plan signer (print)

Signature of authorized plan signer

Date (mm/dd/yyyy)

Plan Sponsor: When completed, mail or fax this form to the address or fax number below. Please provide a copy to the participant. Do not submit this form until the participant's account has been established on the recordkeeping system.

DO NOT WRITE BELOW THIS LINE.

Custodial acceptance

To the prior provider:

Capital Bank and Trust Company (CB&T) serves as the custodian or trustee for the above referenced plan. CB&T agrees to accept the transferred assets from the prior provider and allocate them to a designated participant account under the plan in accordance with the provisions of the Internal Revenue Code on the condition that the funds are eligible to be rolled over into the plan as evidenced by the Employer's signature above. If the funds are not eligible for rollover, they will be returned to the prior provider.

Note: Information for the prior provider, including pay order information, is located in Section 2-B of this form

Tom Burfeind

Tom Burfeind, Authorized Signer
Capital Bank and Trust Company


Signature (Accepting Signer)

Send

American Funds RecordkeeperDirect
c/o Retirement Plan Services

Regular mail
P.O. Box 6040
Indianapolis, IN 46206-6040

Overnight mail
12711 N. Meridian St.
Carmel, IN 46032-9181

Fax
(855) 521-9952

The Capital Advantage[®]

Since 1931, American Funds, part of Capital Group, has helped investors pursue long-term investment success. Our consistent approach – in combination with The Capital SystemSM – has resulted in a superior long-term track record.

Aligned With Investor Success

We base our decisions on a long-term perspective, which we believe aligns our goals with the interests of our clients. Our portfolio managers average 27 years of investment experience, including 22 years at our company, reflecting a career commitment to our long-term approach.¹

The Capital System

The Capital System combines individual accountability with teamwork. Funds using The Capital System are divided into portions that are managed independently by investment professionals with diverse backgrounds, ages and investment approaches. An extensive global research effort is the backbone of our system.

American Funds' Superior Long-Term Track Record

Equity funds have beaten their Lipper peer indexes in 93% of 10-year periods and 99% of 20-year periods. Fixed income funds have beaten their Lipper indexes in 74% of 10-year periods and 75% of 20-year periods.² Fund management fees have been among the lowest in the industry.³

¹ Portfolio manager experience as of December 31, 2017.

² These results are based on Class R-6 share results for rolling periods through December 31, 2017. Periods covered are the shorter of the fund's lifetime or since the comparable Lipper index inception date (except Capital Income Builder and SMALLCAP World Fund, for which the Lipper average was used). Expenses differ for each share class, so results will vary. Class R-6 shares were first offered on May 1, 2009. Class R-6 share results prior to the date of first sale are hypothetical based on Class A share results without a sales charge, adjusted for typical estimated expenses. Results for certain funds with an inception date after May 1, 2009, also include hypothetical returns because those funds' Class R-6 shares sold after the funds' date of first offering. Please see americanfunds.com for more information on specific expense adjustments and the actual dates of first sale.

³ On average, our management fees were in the lowest quintile 71% of the time, based on the 20-year period ended December 31, 2017, versus comparable Lipper categories, excluding funds of funds.

Past results are not predictive of future results. Investing for short periods makes losses more likely. American Funds offers a range of share classes designed to meet the needs of retirement plan sponsors and participants. The different share classes incorporate varying levels of advisor compensation and service provider payments. Because Class R-6 shares do not include any recordkeeping payments, expenses are lower and results are higher. Other share classes that include recordkeeping costs have higher expenses and lower results.

Investors should carefully consider investment objectives, risks, charges and expenses. This and other important information is contained in the fund prospectuses and summary prospectuses, which can be obtained from a financial professional and should be read carefully before investing.

